

2022
NYC Public Schools
**Admissions
Guide**

EarlyLearn

3-K

Pre-K

Kindergarten

Middle School

High School

Specialized High Schools



Welcome to NYC DOE Public Schools!

Our Classrooms, Our Community, Our Future

LEARN MORE AND APPLY

2022 NYC Public Schools Admissions Guide – this book!

Get an admissions overview. Learn how to find out more and stay engaged throughout the process.

[MySchools.nyc](https://www.myschools.nyc.gov)

Explore program options, access your personalized application, apply, and get your offer—all in one place.

schools.nyc.gov/SignUp

Sign up for our admissions email lists to get the latest updates, resources, key dates, and event information.

Process by Process

Get the most up-to-date, in-depth information on each admissions process—including when to apply and how offers are made. Our video series will walk you through each process.

nyc.gov/EarlyLearn

For children born in 2020-2022 (aged 0-2), for qualifying families

schools.nyc.gov/Kindergarten

For children born in 2017

nyc.gov/3K

For children born in 2019

schools.nyc.gov/Middle

For current grade 5 students

nyc.gov/PreK

For children born in 2018

schools.nyc.gov/High | schools.nyc.gov/SHS

For current grade 8 and first-time grade 9 students

GET PERSONALIZED SUPPORT

School Counselors

Family Welcome Centers - schools.nyc.gov/FWC

Current school counselors and Family Welcome Center staff are here to guide you through the admissions process, help you build your application, and support you as needed with using MySchools. Learn more about Family Welcome Centers and how to request support in your language in **Section 1.3**.

718-935-2009

Call us if you have questions about admissions.

CCapplication@schools.nyc.gov | 311

Email or call us to learn about options and eligibility for EarlyLearn programs for children aged birth to two, for families who qualify based on income and needs.

The background of the top half of the page features a vibrant, stylized illustration. On the left, a white rocket with red and blue accents and a yellow flame trail ascends against a dark blue sky. Below it, a light blue, curved shape with white diagonal lines suggests a horizon or a path. In the center, an astronaut in a white and blue suit with a red life pack floats in space. To the right, a yellow coiled cable and a large orange ruler are visible. Further right, a red bookshelf with a purple book is partially shown. The entire scene is framed by a thick yellow curved border.

2022
NYC PUBLIC SCHOOLS

Admissions Guide

The information in this admissions guide is accurate at the time of publication but may be subject to change. Check for the most up-to-date admissions information at schools.nyc.gov/Admissions. Also please find any specific information on schools and programs by using MySchools ([MySchools.nyc](https://schools.nyc.gov/MySchools)) or contacting schools directly.

It is the policy of the New York City Department of Education to provide equal educational opportunities without regard to actual or perceived race, color, religion, age, creed, ethnicity, national origin, alienage, citizenship status, disability, weight, gender (sex) or sexual orientation, and to maintain an environment free of retaliation or harassment, including sexual harassment, on the basis of any of these grounds. Inquiries regarding compliance with this policy may be directed to: Director, Office of Equal Opportunity, 65 Court Street, Room 1102, Brooklyn, New York 11201. Telephone 718-935-3320 / Toll-free: 877-332-4845

English	Translations of this admissions guide are available at schools, early childhood education programs, and libraries.
Arabic	تتوفر ترجمات دليل القبول هذا في المدارس وبرامج التعليم في الطفولة المبكرة والمكتبات.
Bangla	এই অ্যাডমিশন্স গাইডের অনুদিত সংস্করণ স্কুল, আর্লি চাইল্ডহুড এডুকেশন প্রোগ্রাম, এবং লাইব্রেরীসমূহে পাওয়া যাবে।
Chinese	各學校、幼兒教育課程地點、圖書館均有本入學指南的譯本，供大家索閱。
French	Les versions traduites de ce guide d'admission sont disponibles dans les écoles, les programmes d'éducation de la petite enfance et les bibliothèques.
Haitian Creole	Tradiksyon gid admisyon sa a disponib nan lekòl, nan pwogram edikasyon pou debitan yo ak nan biblyotèk.
Korean	이 입학전형 안내서의 번역본들은 학교, 조기 아동교육 프로그램 및 도서관에서 찾아 보실 수 있습니다.
Russian	За переводом Руководства для поступающих обращайтесь в школы, программы раннего образования и библиотеки.
Spanish	Las versiones traducidas de esta guía de admisión están disponibles en las escuelas, los programas de educación para la primera infancia y las bibliotecas.
Urdu	اس داخلوں کے رہنما دستی کتابچے کے ترجمے اسکولوں، ابتدائی طفلی تعلیم پروگراموں، اور لائبریریوں میں دستیاب ہیں۔

Table of Contents

ADMISSIONS RESOURCES

1.0 Welcome to NYC Public Schools!	7
1.1 We Welcome and Serve All Students	8
1.2 Your School District	10
MAP NYC School Districts	11
1.3 Your Local Family Welcome Center	12
1.4 Your School Counselor	12
MAP Family Welcome Centers	13
1.5 Registration Checklist	14
1.6 Transportation Information	14
1.7 Three NYC DOE Websites	15
2.0 Use MySchools: Your School Directory and Application	16
2.1 How to Set Up Your Myschools Account	17
2.2 How to Find Schools and Programs	19
2.3 How to Apply	21
2.4 How to Get Your Offer	22



EARLY CHILDHOOD EDUCATION 23

3.0 EarlyLearn (6 Weeks - 2 Years Old)	24
4.0 3-K and Pre-K	25
ACTION CHECKLIST	25
4.1 Who Can Apply?	26
4.2 Explore Programs	26
4.3 Learn How Children Get Offers	29
4.4 Apply to 3-K or Pre-K	34
4.5 Get Your Results	35



ELEMENTARY SCHOOL 36



5.0 Kindergarten 37

ACTION CHECKLIST 37

5.1 Who Can Apply? 38


5.2 Explore Elementary Schools 38

5.3 Learn How Children Get Offers 40

5.4 Apply to Kindergarten 42

5.5 Get Your Offer 43

MIDDLE SCHOOL 45



6.0 Middle School 46

ACTION CHECKLIST 46

6.1 Who Can Apply? 47


6.2 Explore Middle Schools 47

6.3 Learn How Students Get Offers 48

6.4 Apply to Middle School 51

6.5 Get Your Offer 52

HIGH SCHOOL 53



7.0 High School and Specialized High Schools 54

ACTION CHECKLIST 54

7.1 Who Can Apply? 55

7.2 Explore High Schools and Programs 55

7.3 Learn How Students Get Offers 57

7.4 Apply to High School 61

7.5 Participate in Specialized High Schools Admissions 62

7.6 Get Your Offer 63

HOW STUDENTS GET OFFERS TO DOE PUBLIC SCHOOLS: An Example 65

Welcome to NYC Public Schools!

Get an early start!




Birth – Pre-K
Early Childhood Education

See Sections 3.0 and 4.0




Grades K-5
Elementary School

See Section 5.0



Grades 6-8
Middle School

See Section 6.0



Grades 9-12
High School

See Section 7.0

Kindergarten

For 5-year-olds
Apply this winter: your child will enter kindergarten in the fall of the calendar year they turn five—most students attend their zoned elementary school

Pre-K

For 4-Year-Olds
Apply the year your child turns four

3-K

For 3-Year-Olds
Apply the year your child turns three

EarlyLearn

6 Weeks to 2 Years Old
Eligible families can apply for child care through EarlyLearn any time of year

Middle School

Apply during fifth grade or your child’s last year of elementary school, if different—most students attend middle school in their district, many at their zoned school

High School

Apply during eighth grade (or during ninth grade, for tenth grade seats) —students can apply to programs across the city!

Specialized High Schools

Register to test and/or audition during eighth or ninth grade

WE WELCOME AND SERVE ALL STUDENTS



STUDENTS LEARNING ENGLISH

schools.nyc.gov/ELL

We speak your language! The DOE provides information in English, Arabic, Bangla, Chinese, French, Haitian Creole, Korean, Russian, Spanish, and Urdu, and we offer interpretation services in more than 200 languages.

- An English Language Learner (ELL) is a student who speaks or understands a language other than English and requires support in order to become proficient in the English language.
- NYC schools offer three program options for English Language Learners: English as a New Language (ENL), Transitional Bilingual Education (TBE), and Dual Language (DL). All schools, at a minimum, offer ENL. Learn more about each program option, the ELL identification process, and your rights on our website.
- 3-K and Pre-K for All programs also support Emergent Multilingual Learners (EMLs), children who speak a home language other than English.



IMMIGRANT FAMILIES

schools.nyc.gov/SupportingImmigrantFamilies

Every child in New York City has a right to a public school education, regardless of immigration status. By law, children may not be asked to present documentation of immigration status, nor can they be denied admission, registration, or enrollment in a DOE public school based on immigration status. DOE employees will not ask about a family's status, and if they do learn about immigration status, they must keep it confidential. Public schools are at the center of our democracy and remain safe places for all students, families, and educators. Please note that early childhood Extended Day/Year programs are funded by the Federal Child Care and Development Block Grant, which requires families to provide proof that their child is a U.S. citizen, U.S. national, lawful permanent resident, or refugee to be eligible. Families do not need to provide proof of citizenship or immigration status to attend any other 3-K, pre-K, or Head Start programs.



STUDENTS WITH DISABILITIES

schools.nyc.gov/SpecialEducation

Every school is expected to welcome and serve students with Individualized Education Programs (IEPs) in accordance with the recommended programs and services on their IEPs. All school programs admit students with and without IEPs. Testing accommodations are provided according to students' IEPs or 504 plans. For students whose IEP recommends a District 75 program, learn more on our website.



STUDENTS WITH ACCESSIBILITY NEEDS

schools.nyc.gov/BuildingAccessibility

The NYC Department of Education is committed to providing any student with accessibility needs an offer to a school program that allows that student to access all relevant programs and services. School buildings are categorized as fully accessible, partially accessible, or not accessible. For the most up-to-date information about accessibility, check our website and contact schools directly.



STUDENTS IN TEMPORARY HOUSING

schools.nyc.gov/STH

Students in temporary housing enrolled in a DOE school may apply to any school programs, even if they move to a temporary residence outside of NYC. They are not required to submit documentation (including address, proof of age, or immunization records) in order to participate in an admissions process and accept their offer.



LGBTQ STUDENTS

schools.nyc.gov/LGBTQ

All of our schools welcome and support lesbian, gay, bisexual, transgender, and queer or questioning students, families, and staff. You can apply to single-gender programs based on your gender identity, regardless of sex assigned at birth. If you have a transgender or gender expansive child who is interested in a single-gender school, ask their school counselor to assist in the application process.



1.2

YOUR SCHOOL DISTRICT

There are 32 school districts in New York City. On the facing page, a map shows these district locations across the five boroughs.

- For 3-K, pre-K, kindergarten, and middle school admissions, your child may have priority to attend schools in the district where they live, including their zoned school(s). Zoned schools give priority to applicants who live in a specific area around that school, known as its zone. Most elementary and middle school students—as well as some 3-K and pre-K students—have zoned schools.
- Beginning with admissions for students entering high school in September 2022, no high school applicant will have priority to attend a school based on where they live.

Find your child’s school district and learn if they have zoned schools:



1. Visit **schoolsearch.schools.nyc** or call **311**
2. Enter or provide your home address
3. Complete the following information for each child in your family:



Child #1. My child, _____, lives in District _____ and

- has a zoned school.
- does not have a zoned school.

Their zoned school is _____.



Child #2. My child, _____, lives in District _____ and

- has a zoned school.
- does not have a zoned school.

Their zoned school is _____.

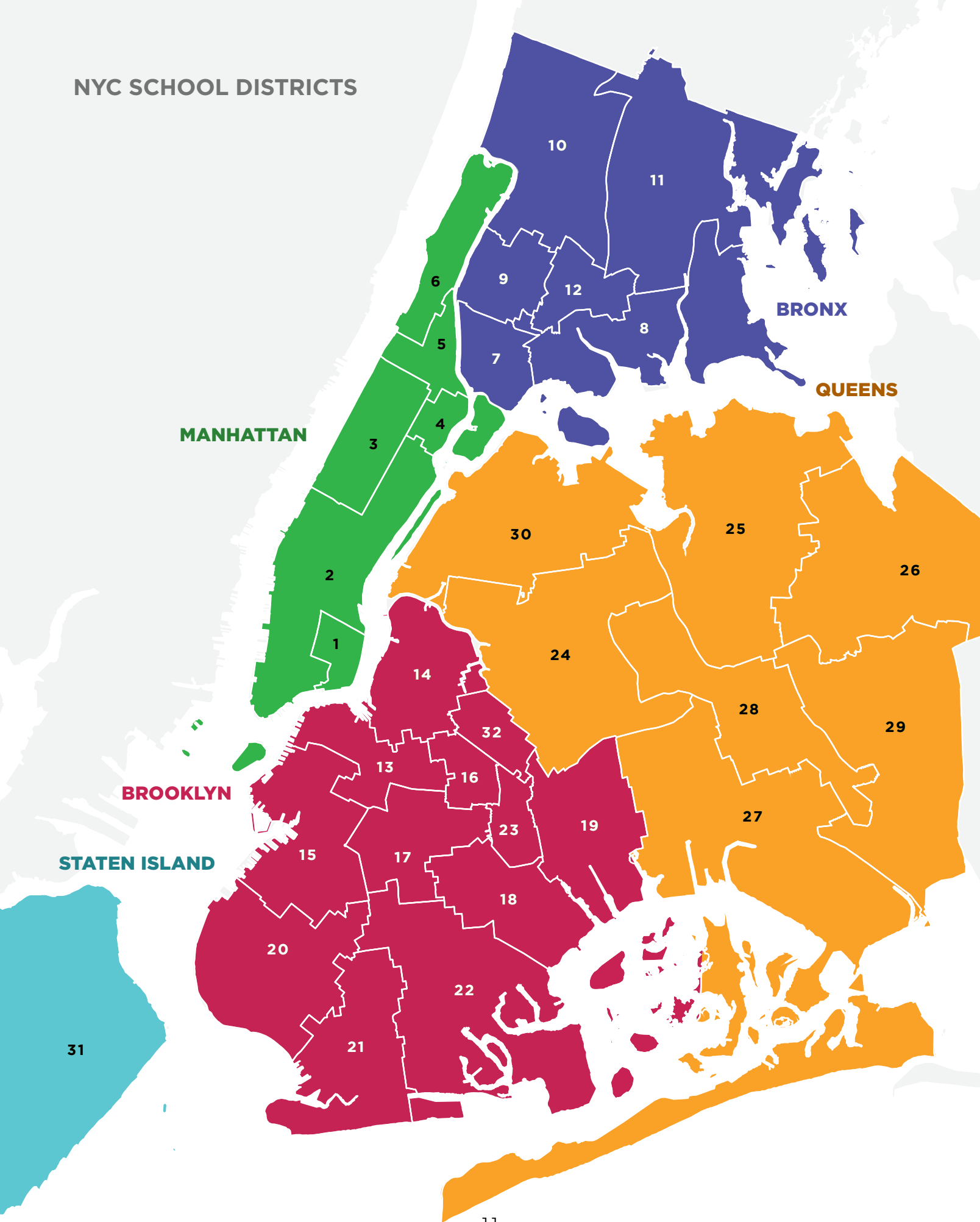


Child #3. My child, _____, lives in District _____ and

- has a zoned school.
- does not have a zoned school.

Their zoned school is _____.

NYC SCHOOL DISTRICTS



1.3

YOUR LOCAL FAMILY WELCOME CENTER



Family Welcome Centers are located in each borough. Our staff is here to support students and families with enrollment and admissions, including help with any applications. Please check **schools.nyc.gov/FWC** before contacting a Family Welcome Center; our website offers the most up-to-date information on our locations, hours, and how to reach us.

Use the map on the next page to identify your district's Family Welcome Center.

My local Family Welcome Center is _____.

1.4

YOUR SCHOOL COUNSELOR

If your child is applying to middle or high school, their current school counselor is your best partner in the admissions process! Make an appointment with a school counselor to discuss your child's application options. You can also get help accessing or using your MySchools account, submitting your application, getting your offer, and managing waitlists.

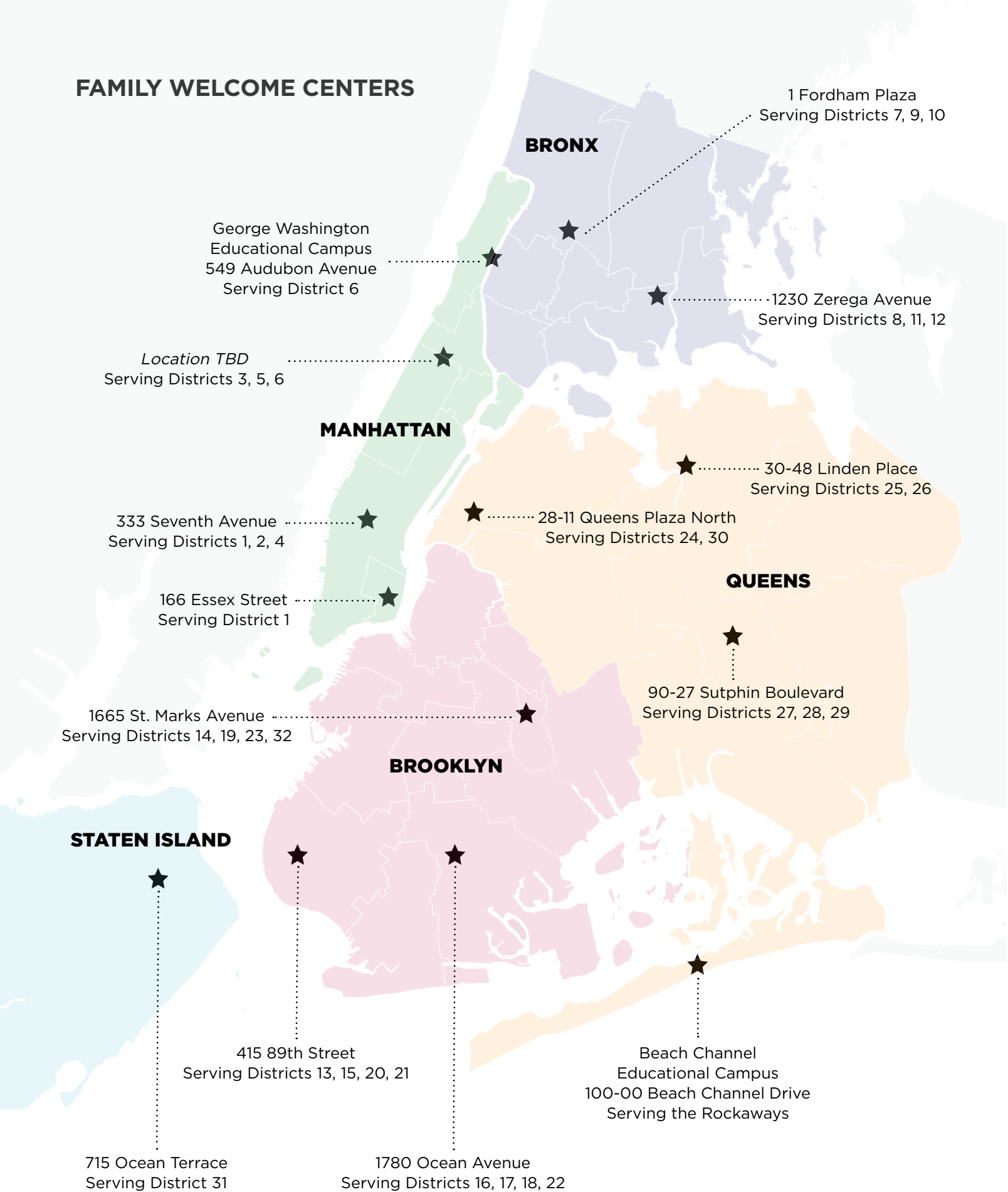
Notes:

New to NYC public schools?

Need a school now? Visit **schools.nyc.gov/NewStudents** or call **718-935-2009** to learn what to do.



FAMILY WELCOME CENTERS



1.5

REGISTRATION CHECKLIST

When you register for your child's new program or school, be sure to provide the following:

- Proof of your child's age (child's birth certificate, passport, or record of baptism),
- Your child's immunization records (if available),
- Your child's latest report card/transcript (if available), and
- Two (2) official documents verifying proof of address. For examples of acceptable documents, visit schools.nyc.gov/NewStudents or call **311**.

Please note that Extended Day/Year 3-K and pre-K programs may require additional documents. Learn more at nyc.gov/3K or nyc.gov/PreK.

NOTE FOR STUDENTS IN TEMPORARY HOUSING

Students in temporary housing, as defined by McKinney-Vento, are not required to submit documentation (including proof of address, date of birth, and immunization) in order to enroll. Schools must provisionally register the student and then work with the Students in Temporary Housing DOE contact to obtain documentation.

IMMUNIZATION REQUIREMENTS

New York State Public Health Law requires students to get certain vaccines in order to attend child care or school. Learn more about specific requirements for children under five, as well as information about medical exemptions, at schools.nyc.gov/Immunization. As of June 13, 2019, NY State no longer allows religious exemptions from mandated vaccinations.

1.6

TRANSPORTATION INFORMATION



ELIGIBILITY FOR BUS SERVICE AND METROCARDS

schools.nyc.gov/BusEligibility

Enrollment in kindergarten to eighth grade in a public elementary or middle school does not guarantee school bus service. Transportation options (including stop-to-school busing or MetroCards) available for your child can be found on our website. Note that as students move to third grade and seventh grade, they may no longer be eligible for stop-to-school busing.

Students of any age whose IEP recommends curb-to-school bus service will receive bus service to and from the school they attend. Parents who feel this service may be appropriate for their child should request it and any transportation accommodations by contacting their IEP team.

THREE NYC DOE WEBSITES

schools.nyc.gov



DOE public website

NYC public school information, calendar, news, and resources

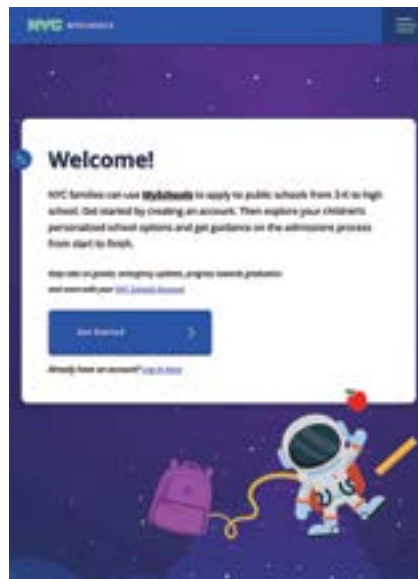
How to use it:

Find up-to-date information on NYC public schools, including how to apply to school

Who it's for:

- Anyone: This website is open to the public—you don't need an account
- Anyone interested in getting admissions updates: Subscribe to our email lists at schools.nyc.gov/SignUp

MySchools.nyc



MySchools

Searchable directories of NYC public schools and programs, and a personalized application system for families

How to use it:

Explore schools and early childhood programs, build an application, apply, get offers, and check waitlists—all in one place. Learn more in **Section 2.0**

Who it's for:

- Anyone: Year-round, school directories are open to the public
- Families with children applying to school: Create an account to access a personalized search and your child's application

MyStudent.nyc (NYC Schools Account)



NYC Schools Account (NYCSA)

Information about your child's current school, education, and academic record

How to use it:

Track your child's education—see grades, get updates, and more

Who it's for:

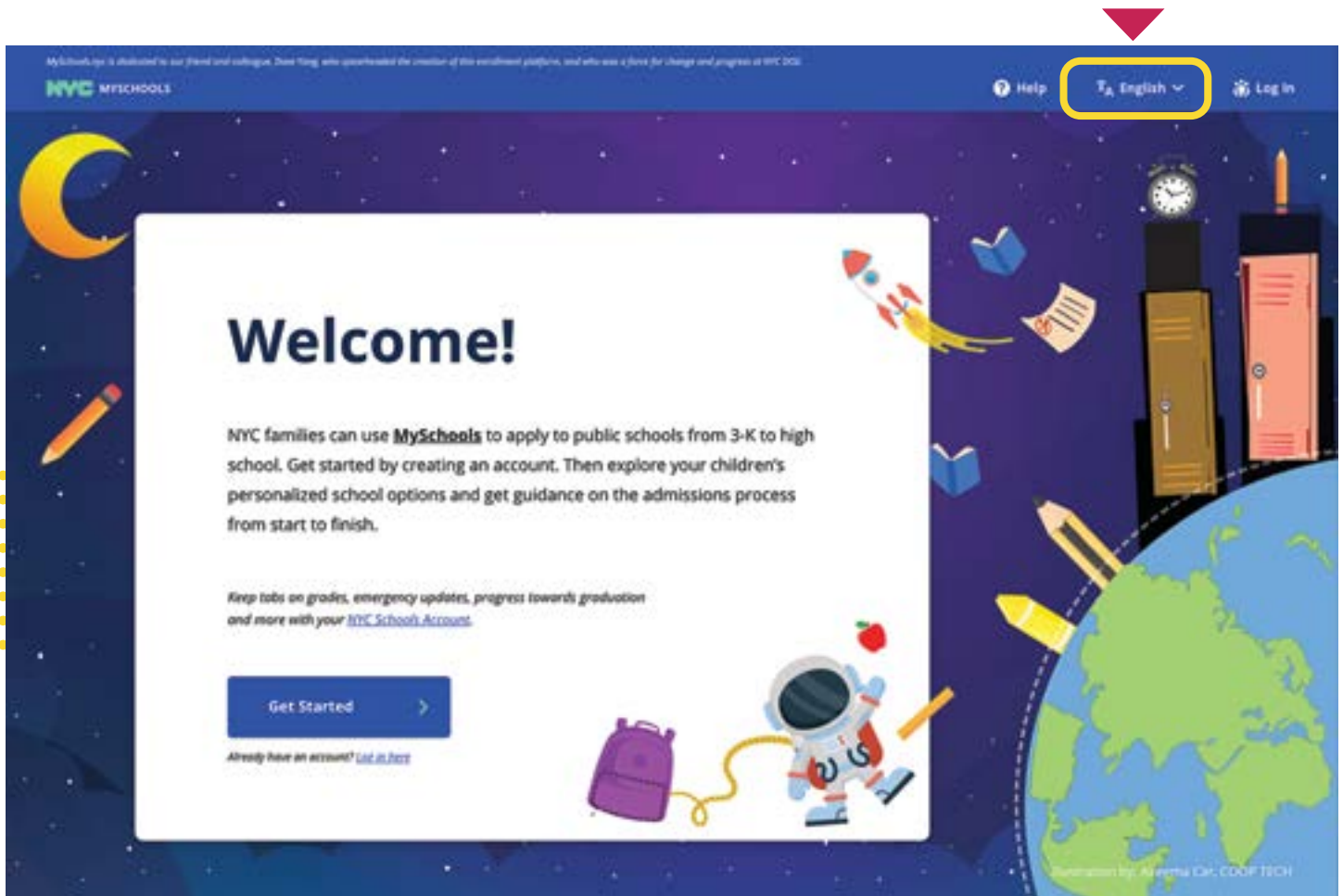
- Anyone: Create an account to get general DOE emergency alerts
- Families with children currently in DOE public schools: Add children to your account to access their records and get school-specific updates

2.0 Use MySchools: Your School Directory and Application

From exploring schools and early childhood programs to submitting your application and accepting your offer, you can use MySchools at every stage of the admissions process.

Before you begin using the MySchools directory, it's important to know that applying to schools really means applying to *programs* at those schools. A school may have more than one program; if so, each program counts as a separate choice on your application.

TIP MySchools is available to use in 10 languages. Select your language in the dropdown menu on the top of the page.



HOW TO SET UP YOUR MYSCHOOLS ACCOUNT

1 CREATE OR ACCESS YOUR ACCOUNT

For 3-K, Pre-K, or Kindergarten

You can create your MySchools account at any time!

For Middle or High School

You can create or access your MySchools account when you get your child’s welcome letter, shortly before the application opens. Your welcome letter includes:

- Information on how to set up your account
- A unique account creation code to add your child to your new or existing MySchools account
- Your child’s 9-digit student ID number (OSIS) for reference

Public DOE and charter school students will receive welcome letters by mail; you can also get your letter from a school counselor. Private and parochial school students can ask their school or a Family Welcome Center to provide a welcome letter.

Go to [Myschools.nyc](https://www.myschools.nyc.gov), click on “Get Started,” and follow the on-screen instructions. Then check your email account for a message from MySchools. Open this email and click the link to confirm your email address and access your account.

2 ADD YOUR CHILD

Once logged in, you can add your child to the account by clicking “Add a child” on your dashboard.

For 3-K, Pre-K, or Kindergarten

On the next screen, select the option for these grades and click “Next.” If your child is already enrolled in a DOE school and has a 9-digit student ID number (OSIS), you have the option to enter it here.

For Middle or High School

On the next screen, select the option for these grades and click “Next.” Then enter your child’s 9-digit student ID (OSIS) number in the top box and their 6-letter unique account creation code in the bottom box—do not share this code with anyone and keep it in a safe place. Please note that this is a different code than your NYCSA code.

If you have more than one child applying this year, you will need to add each child to your account.

3 CHECK YOUR DASHBOARD

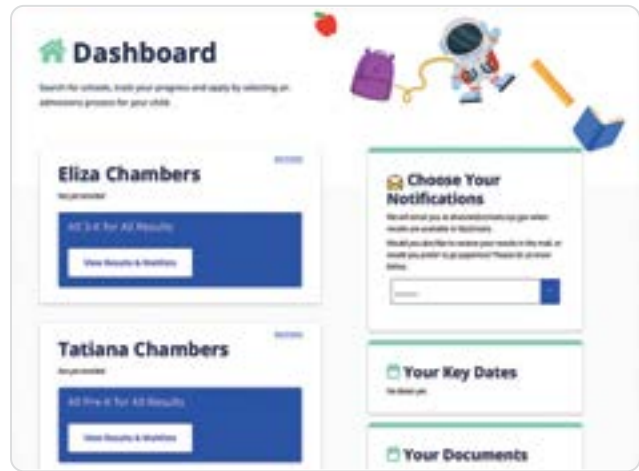
Once you see confirmation that your child was added to your account, they will be listed on your MySchools dashboard whenever you log in.

For 3-K, Pre-K, or Kindergarten

Be sure to review your child’s profile and verify that everything looks correct. If anything looks wrong, click the “Edit Profile” button to make updates.

For Middle or High School

Check your child’s profile and verify that everything looks correct. If anything looks wrong, please speak with your child’s current school or a Family Welcome Center.



Now your personalized MySchools account is all set! When the application opens, you’ll be able to access your personalized application and apply.


2.2

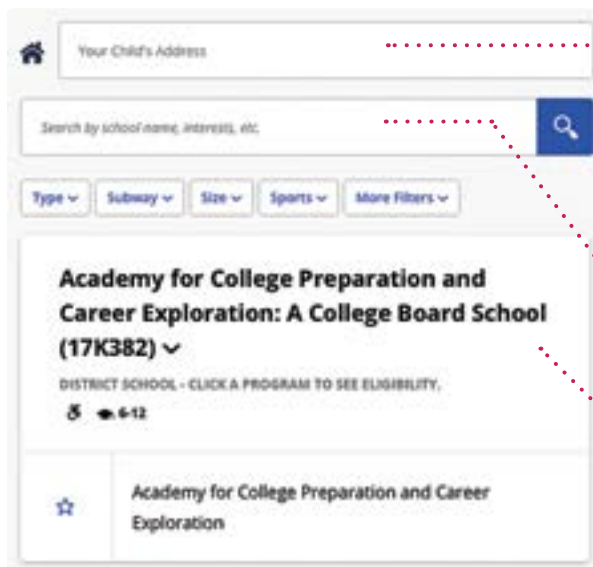
HOW TO FIND SCHOOLS AND PROGRAMS

As you start learning about your child’s school or program options, consider what matters most to your family—this might be location, accessibility, size, or other features. When you log in to your MySchools account and access your personalized search, you’ll see a series of prompts that walk you through how to find and learn about schools. Read through these to familiarize yourself with this process. Please note that the location of each feature can vary depending on whether you’re using a computer, phone, or tablet.

When you’re logged in to your account, you will see all the schools and programs your child can apply to as options. When you find a program that interests you, add it to your favorites or directly to your application.

- **3-K, pre-K, and kindergarten applicants** can make an account at any time; we recommend logging in before you begin exploring.
- **For middle and high school applicants**, start exploring programs in the public directory before you get your welcome letter. Here’s how:

Go to  **MySchools.nyc** to start searching for schools and programs. Now scroll down and click “Start browsing.” On the next page, select the directory you want to explore.



Now you’re in the directory! Here’s how to get started:

- Type your address here to show a list of schools nearest to you. When you are logged in to your account, you will automatically be able to see which programs are close to your home.
- Type the name of a specific school or program here to learn more about it.
- Scroll down the list of schools or early childhood programs. Click a school or program’s name to learn more about it and find contact information.

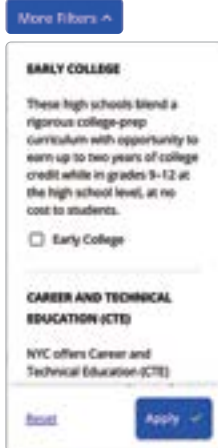
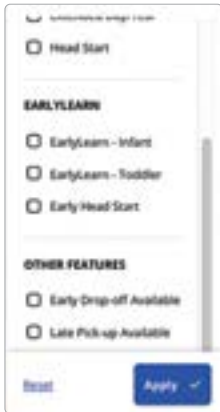
High School Directory Filters



Pre-K Directory Filters



More Filters



Use Filters

Use filters to narrow your search. For example, you can filter for schools by location, subway lines, eligibility requirements, and participation in a Diversity in Admissions (DIA) initiative.

Filter options vary by directory. For instance, in the pre-K directory, you can filter for programs with extended hours by selecting “Early Drop-Off Available” or “Late Pick-Up Available” in the Other Features filter. And the high school directory offers more filters so you can narrow your search to schools that offer specific sports, Early College programs, D75 inclusive programs, and more.

TIP For all grade levels, you can filter for programs that are fully or partially accessible.



Use Search Terms

You can look up information about specific schools or programs by typing their names into the search bar. Or type other key words to find programs that meet your child’s needs and interests. For middle and high school, you can search by activities, such as “dance” or “debate”; courses, such as “computer science” or “AP history”; sports, such as “basketball” or “gymnastics”; and much more.




★ Keep a List of Your Favorites

- **Applying to 3-K, pre-K, or kindergarten?** In MySchools, click the star next to a program’s name to save it as one of your Favorites.
- **Applying to middle or high school?** Before the application opens, keep a list of your favorite programs. After the application opens, you can also save them to your Favorites in MySchools.

2.3

HOW TO APPLY

When you decide where you want to apply, add your top choices from your Favorites to your application. You can also add programs to the application directly, without saving them as Favorites first. Once you've added your choices to your application, drag and drop programs into your true order of preference, with your favorite choice as #1, your second choice as #2, and so on.

 **TIP** For families applying to high school, we encourage you to add 12 programs (and no fewer!) to your application to give your child the best opportunity to receive an offer from a program they want to attend.

As you finalize your application, you may receive alerts about any missing information. If you do, review your application thoroughly and ensure it is complete.

Finally, you may be prompted to:

- Answer questions about your child's accessibility needs
- Add information about a sibling currently attending a school on your application
- Add another child to the same application



Ready to apply? Click the "Submit Application" button. When you see the **confetti**, this means we've received your application! You'll also get a receipt, which includes a copy of your application choices, by email.

Want to make changes to your application? You can make updates and resubmit it any time until the deadline. Please note that we'll only use your last submission when we process your application.

2.4

HOW TO GET YOUR OFFER

Results and Offers

You can also use MySchools to access your child's results or offer letter. This letter tells you which school or program your child has an offer to (if applicable), where your child is waitlisted (if applicable), and what to do next. To view your child's results or offer information, go to your Dashboard and click "View Results & Waitlists." You'll also be able to download the offer letter for your records. For processes that require you to accept your offer (3-K, pre-K, and kindergarten), you can do this, too, in MySchools.



Waitlists

If seats at a program become available after offers are made, that program can use its waitlist to make waitlist offers.


- Your child is automatically on the waitlist for any program that you placed higher on your child's application than the program where they got an offer.
- After the application deadline (for 3-K, pre-K, or kindergarten) or after offers are released (for middle or high school), you have the option to add your child to additional programs' waitlists. A school or program will contact you directly if they are able to make your child a waitlist offer. If you have a MySchools account, you will also receive an email.



In your MySchools account, you can also see which waitlists you are on, check your position on each waitlist, and accept or decline a waitlist offer if you receive one.

Early Childhood Education

 **TIP** Watch our admissions videos at nyc.gov/3K and nyc.gov/PreK! We'll walk you through how to explore programs, create a MySchools account, and apply.



EarlyLearn

For 6-week to 2-year-old children

3-K

For 3-year-olds

Pre-K

For 4-year-olds

New to NYC public schools?

Need a school now? Visit schools.nyc.gov/NewStudents or call **718-935-2009** to learn what to do.



3.0

EarlyLearn (6 Weeks - 2 Years Old)

For qualifying families with children between six weeks and two years old, NYC offers free or low-cost EarlyLearn programs for our youngest children. Admissions for these programs are year-round, and eligible families can enroll at any time! Learn more at nyc.gov/EarlyLearn. There are two types of EarlyLearn programs:

- **EarlyLearn Infant/Toddler programs** provide care and education for children aged six weeks to two years old. These programs serve families all year round for up to ten hours a day and are available in two settings:
 - Center-based care at NYC Early Education Centers (NYCEECs)
 - Home-based care through family childcare networks

Contact EarlyLearn Infant/Toddler programs directly or email CCapplication@schools.nyc.gov to learn about eligibility and apply.

- **Early Head Start programs** serve pregnant mothers, infants, and toddlers. These programs provide services all year round, for at least eight hours a day. Contact programs directly to learn about eligibility and enroll.

You can find any program's contact information at [MySchools.nyc](https://www.schools.nyc.gov/my-schools) in the Birth to 3-Years-Old directory. Program eligibility is based on family income, size, and needs.

PROGRAM ELIGIBILITY

For EarlyLearn Infant/Toddler Programs

- Your income falls below a certain amount AND you have at least one of the following approved reasons for care:
 - You work 20 or more hours per week
 - You are in an educational or vocational training program
 - You have been looking for work for up to six months
 - You live in temporary housing
 - You are attending services for domestic violence

For Early Head Start Programs

- Your child may qualify if at least one of these categories applies to you:
 - You are enrolling a child who is in foster care
 - You receive SSI (Supplemental Security Insurance)
 - You receive HRA Cash Assistance
 - You live in temporary housing
 - Your family income falls below a certain amount

4.0 3-K and Pre-K

Admissions **ACTION CHECKLIST**



Families with children born in the 2019 calendar year can apply to 3-K

Families with children born in the 2018 calendar year can apply to pre-K

Fill in the blanks as you use this checklist.

1 LEARN ABOUT ADMISSIONS

- Read this guide! Check nyc.gov/3K or nyc.gov/PreK for the latest information.
- Sign up for our 3-K and/or pre-K admissions email lists at schools.nyc.gov/SignUp. We'll send you updates and reminders about the application timeline and events.
- Learn about admissions events on our website: I will attend an event on ___/___/___.

2 EXPLORE EARLY CHILDHOOD PROGRAMS

- Use MySchools.nyc to explore program options—learn more in **Section 2.0**.
- Find your school district (1-32): Enter your address at schoolsearch.schools.nyc or call **311**: My school district is _____.
- Attend open houses! Check programs' websites or contact them directly for the most up-to-date information on events and resources.

3 MARK YOUR CALENDAR AND APPLY!

- Learn when to apply to 3-K or pre-K: The 3-K application deadline is ___/___/___.
The pre-K application deadline is ___/___/___.
- Apply by the deadline. How do you plan to apply? **Check one box:**
 - Online at MySchools.nyc
 - By phone at **718-935-2009**
 - Through a Family Welcome Center—learn how at schools.nyc.gov/FWC

4 GET YOUR RESULTS

- You can access your child's results in your MySchools account.
 - For 3-K** Your results may include an offer to a 3-K program, but due to high demand, we may not be able to make offers to all applicants.
 - For pre-K** Your results will include an offer to a pre-K program.
- My child's (**circle one**) 3-K/pre-K offer is to: _____.
- Your results will also include information about waitlists.
- Accept your offer and work with the program to register.

4.1

WHO CAN APPLY?

3-K FOR ALL

Apply to 3-K during the calendar year your child turns three. In the winter/spring of 2022, all NYC families with children born in 2019 can apply to free, full-day, high-quality 3-K for All programs, to enter a program in September 2022. 3-K for All programs are now offered in all 32 school districts. Children have priority to attend 3-K for All programs in the school district where they live, but families from any district are welcome to apply to programs across the city.

Due to demand, 3-K for All offers are not guaranteed for all applicants. Throughout the city, there are additional free or low-cost 3-K (and pre-K) program options for families who qualify based on income and needs—learn more in **Section 4.2**.

PRE-K FOR ALL

Apply to pre-K during the calendar year your child turns four. In the winter/spring of 2022, all NYC families with children born in 2018 can apply to free, full-day, high-quality Pre-K for All programs, to enter a program in September 2022. Families with children currently attending a three-year-old program, including 3-K for All, at a school or center that offers Pre-K for All must still apply to pre-K to secure your placement in that pre-K program. There is a pre-K seat for every four-year-old child in New York City.

4.2

EXPLORE PROGRAMS

Before the application period opens, you can use MySchools to explore your child’s early childhood program options—learn how in **Section 2.0**. Visit schools’ and programs’ websites or contact them directly to learn about resources or events for prospective families.

- Most 3-K and pre-K programs run five days a week from September to June on a full-day schedule (6 hours and 20 minutes).
- Some programs offer year-round programming for up to 10 hours a day, for families who qualify based on income and other factors. Depending on the program type and your income, you may need to pay a small fee for the hours of care beyond the school day.
- Half-day programs offer a shorter day (2 hours and 30 minutes). These programs use a separate admissions process—call them directly to learn how to apply.

Programs are located in a variety of settings. Each setting type offers its own advantages, but all settings provide safe learning environments with opportunities to participate in engaging activities and interact with other children and teaching staff. Programs in all settings are held to the same DOE quality standards and serve all students. You can choose to apply to programs in any or all of these settings, depending on what’s best for your family.

3-K AND PRE-K PROGRAM SETTINGS



NYC Early Education Centers (NYCEECs)

Community-based organizations selected through a rigorous evaluation process that partner with the DOE to provide 3-K and pre-K

Consider This Option If...

- Your child currently attends a program at the center
 - Your child has a sibling also attending a program at the center
 - You'd like to send your child to a program run by an organization with strong ties to your neighborhood and/or community
 - You're interested in options located close to where you work or go to school, not just where your family lives
 - Your family receives social services from the organization that runs the center
 - You need extended care for your child—many programs offer early dropoff and/or late pickup. Some programs also offer year-round care for up to 10 hours a day for qualifying families.
-



DOE public elementary schools (district schools)

Some offer 3-K and pre-K programs

Consider This Option If...

- Your child currently attends the school
 - You have an older child already attending the school
 - You want your child to attend a program in an elementary school setting
-



Pre-K Centers

Run by DOE staff, only offer grades before kindergarten

Consider This Option If...

- Your child currently attends the Pre-K Center
 - You want your child to attend a program in a setting with only other young children
-



Home-Based/ Family Child Care (FCC) programs

Offer **3-K only** (not pre-K) in a home setting by a licensed, qualified childcare provider

Consider This Option If...

- Your child already attends this program and has relationships with caregivers
- You'd like your child to learn in a mixed-age setting, which could include siblings, with children 6 weeks to 3 years old
- You'd prefer your child to attend 3-K in a more familiar setting to help transition to center- or school-based pre-K next year
- You need extended care for your child
- You find that home-based programs best reflect your community's language/culture

DUAL LANGUAGE PROGRAMS AND LANGUAGE SUPPORTS

Some pre-K options also offer a Dual Language program, where students are taught in two languages: English and a target language. Learn more about specific Dual Language programs in MySchools and by contacting programs directly. Some 3-K and pre-K options (primarily NYCEECs) offer language supports to families whose home language is a language other than English. Language supports may include one or more of the following:

- A staff member who is fluent in the target language and is available to support families
- Interpretation services at family meetings
- Translated communications in the target language
- Teaching staff who support the continued development of both English and the target language during instruction

Contact pre-K programs directly to learn which language supports they offer and how they do so.

Dual Language programs and pre-K programs offering language supports give priority to students based on their home language. For more information about Dual Language programs or programs with language supports, email prekduallanguage@schools.nyc.gov or call **311**.

EXTENDED DAY/YEAR AND HEAD START PROGRAMS

In every district, there are 3-K and pre-K programs that offer free or low-cost care all year for up to 10 hours a day for families that qualify based on income, size, and needs. These programs offer quality programming and family engagement with opportunities for children to play, learn, and build skills that get them ready for kindergarten and beyond. These year-round options, including Head Start programs, are free or low cost, and provide supports for the whole family. The best way to find out if your family is eligible for a year-round program is to contact a program directly. You can find any program's contact information on its MySchools page or call **311**.

PROGRAM ELIGIBILITY

For Extended Day/Year Programs

- Your income falls below a certain amount **AND** you have at least one of the following approved reasons for care:
 - You work 20 or more hours per week
 - You are in an educational or vocational training program
 - You have been looking for work for up to six months
 - You live in temporary housing
 - You are attending services for domestic violence

For Head Start Programs

- You are enrolling a child who is in foster care
- You receive SSI (Supplemental Security Insurance)
- You receive HRA Cash Assistance
- You live in temporary housing
- Your family income falls below a certain amount



HALF-DAY AND CHARTER SCHOOL PRE-K PROGRAMS

You can also find half-day and charter school pre-K programs in MySchools. However, these programs have separate pre-K admissions processes—this means you cannot add half-day or charter school programs to your child’s pre-K application. Call these programs directly to get more information and learn how to apply. **Charter schools** are free public schools that operate independently from the DOE. Any child eligible for admission to a Pre-K for All program is eligible for admission to a charter school. For more information, visit schools.nyc.gov/Charters or call **212-374-5419**.

4.3

LEARN HOW CHILDREN GET OFFERS

How can you know your child’s chances of getting an offer to a specific program? It helps to start by learning how offers are made. Children get 3-K and pre-K offers based on four key factors:



YOUR APPLICATION CHOICES

The choices you add to your child’s application AND the order you place them in matter! Add up to 12 programs to your application in your true order of preference, with your first choice as #1. There is no better strategy. Your child will be considered for admission to your first-choice program first. If that program cannot make your child an offer, they will be considered for your second-choice program as if it were your first choice, and so on. The DOE will try to make you an offer to the highest possible choice on your application, depending on the factors below.



EACH PROGRAM’S SEAT AVAILABILITY

Each program has a certain number of available seats. If a program has more applicants than seats, admissions priorities are used to make offers.



EACH PROGRAM’S ADMISSIONS PRIORITIES

Different groups of applicants have priority to attend different programs. All applicants in a program’s top priority group are considered for offers first. Then, if seats are still available, applicants in that program’s second priority group are considered next, and so on.



RANDOMLY ASSIGNED NUMBERS

Each applicant is assigned a random number as part of the admissions process. If a program has fewer available seats than applicants within a priority group, these random numbers are used to determine the order in which students get offers.




TIP Turn to the **inside back cover** to see an example of how applicants get an offer to a program.

WHY ADMISSIONS PRIORITIES MATTER

Your child has a better chance of getting into some programs than others. When there are more applicants than available seats, a program can't make offers to all applicants. In these cases, offers are made based on which groups of children have the highest admissions priority to attend that program.

- All applicants in priority group 1 are considered first.
- Then, if seats are available, applicants in priority group 2 are considered next, and so on.
- Program demand varies. Some programs admit applicants from most or all priority groups, while others only admit applicants from their first priority group.

 **TIP** Look up any program's admissions priorities on its MySchools page. Based on this, you can determine your child's priority group for that program and learn which groups of students got offers last year. This information can help you know your child's chances of getting an offer to a particular program.

ADMISSIONS PRIORITY TYPES



Current-Student Priority

Your child has a priority to stay at their current program or school, if applicable. If you would like your child to continue attending, be sure to list the program on your application and indicate that your child is a current student.



Sibling Priority

If your child's sibling attends a school or program that you list on your application, they have a higher chance of getting an offer to that program.

- A sibling is defined as an applicant's brother or sister, including half-brothers, half-sisters, stepbrothers, stepsisters, foster brothers, and foster sisters who live in the same household. Sibling priority will only be granted in cases where either of the following applies: the applicant's sibling attends the school or program, now and will still be enrolled in September 2022, or the applicant's sibling is registered for September 2022. This includes siblings enrolled in District 75 programs in the same building.
 - If you also have any older children applying to pre-K or kindergarten for fall 2022 and you have not yet received that child's offer, make sure to include each sibling's information and the name of the school you would like them to attend together. Your younger child will receive sibling priority for 3-K or pre-K at the school where your older child gets their offer if you have listed that school's 3-K or pre-K program on your younger child's application and if that school offers 3-K or pre-K.
-



District Priority

Your school district (1-32) is determined by your home address. Your child has a priority to attend programs at DOE public schools and Pre-K Centers in the school district where your family lives.



Zoned Priority

- Most families in NYC have a zoned elementary school. This means that children who live in the zone, or area around a school, have priority to attend that school. If you have a zoned DOE public school that offers a 3-K or pre-K program, your child has a priority to attend that program.
- Please note that families living in Districts 1, 7, and 23 do not have a zoned school—children living in these districts have priority to attend all schools in the district.



TIP You can learn if your child has a zoned school and find your school district at schoolsearch.schools.nyc or by calling **311**.

3-K PROGRAM ADMISSIONS PRIORITIES

Applicants receive offers in the following order, according to program setting.



NYC Early Education Centers

1. Children currently enrolled at the NYCEEC
2. Children who have siblings enrolled at the NYCEEC
3. Children whose families currently get free or subsidized social services from the organization running the center's 3-K program
4. Other children who live in the district*
5. All other children



Zoned DOE (District) Schools

1. Children who live in the zone and will have a sibling at the school
2. Other children who live in the zone
3. Children who live in the district and will have a sibling at the school
4. Children who live outside the district and will have a sibling at the school
5. Other children who live in the district
6. Other children who live outside the district



Non-Zoned DOE Schools

1. Children who live in the district who will have a sibling at the school
2. Children who live outside the district who will have a sibling at the school
3. Other children who live in the district
4. Other children who live outside the district



Pre-K Centers

1. Children who live in the district and who will have a sibling at the Pre-K Center
2. Children who live outside the district and who will have a sibling at the Pre-K Center
3. Other children who live in the district
4. Other children who live outside the district



Home Based/Family Child Care (FCC)

1. Children currently enrolled in the FCC program
2. Children who will have a sibling at the FCC program
3. Children whose families currently get free or subsidized social services from the organization running the FCC program
4. Other children who live in the district*
5. All other children

* This priority is not applicable for Head Start and other Extended Day/Year seats

PRE-K PROGRAM ADMISSIONS PRIORITIES

Applicants receive offers in the following order, according to program setting.



NYC Early Education Centers

1. Children who currently attend the center's 3-K for All or other three-year-old program
2. Children who have siblings at the center
3. Children whose families currently get free or subsidized social services from the organization running the center's pre-K program
4. Children who speak a language other than English that the center specializes in serving, if applicable
5. All other children



Zoned DOE (District) Schools

1. Children who currently attend 3-K for All at the school**
2. Children who live in the zone and have a sibling at the school
3. Other children who live in the zone
4. Children who live in the district and have a sibling at the school
5. Children who live outside the district and have a sibling at the school
6. Other children who live in the district
7. Other children who live outside the district



Non-Zoned DOE Schools

1. Children who currently attend 3-K for All at the school**
2. Children who live in the district who have a sibling at the school
3. Children who live outside the district who have a sibling at the school
4. Other children who live in the district
5. Other children who live outside the district



Pre-K Centers

1. Children who currently attend 3-K for All at the Pre-K Center**
2. Children who live in the same district as the Pre-K Center
3. Children who live outside the district

** If there are more current-student applicants than there are available seats in a pre-K program, current students will receive offers to that pre-K program based on admissions priorities in the order outlined in the 2nd-7th priorities for zoned schools, in the 2nd-5th priorities for non-zoned schools, or in the 2nd-3rd priorities for Pre-K Centers.

4.4

APPLY TO 3-K OR PRE-K

Mark your calendar! **The (circle one) 3-K/pre-K application deadline is** __/__/__.

When the application period opens, access your child’s application in your MySchools account. You can add up to 12 program choices to this application.

- List your application choices in your true order of preference, with your first-choice program at the top as #1. Programs will never know if they are your first or twelfth choice.
- Some pre-K providers offer more than one program at a site location, so be sure to add the correct program—such as a Dual Language program—to your application.
- Only a child’s primary custodial parent or guardian can submit their application.
- All applications received by the deadline are treated the same. **There is no advantage to applying early.** You can make changes to your application and resubmit any time before the deadline.



HOW TO APPLY

Apply one of three ways:



Online with MySchools. *Recommended!* During the application period, this option is available 24 hours a day, 7 days a week. Apply online in English, Arabic, Bangla, Chinese, Haitian Creole, French, Korean, Russian, Spanish, or Urdu. Don’t forget to click the **Submit Application** button. When you see the **confetti**, you’ll know we’ve received your child’s application!

By phone at 718-935-2009. We’re available Monday through Friday from 8am to 6pm.

Through a Family Welcome Center. Learn how to contact us: **schools.nyc.gov/FWC**.

Applying by phone or through a Family Welcome Center? Interpretation services are available in more than 200 languages: you can ask questions and request information about admissions in your language.

For Families with Multiple Children Applying to 3-K or Pre-K

If you want your children to attend the same program, you can apply for them at the same time with your MySchools account. After adding all children, make sure to list which children are multiples (such as twins) when submitting your application.

Need Childcare Now?

Some programs can enroll children at any time throughout the year, if their family is eligible based on income and needs. Use the “More Filters” option in the MySchools directory to select “Head Start” or “Other Extended Day/Year.”

4.5

GET YOUR RESULTS

3-K and pre-K offers are made in the spring. When offers are available, families who applied can access your results and an official letter in MySchools; you can also opt to receive this letter by mail.

For 3-K applicants Your letter may include an offer to a 3-K program. Due to demand, we may not be able to make offers to all 3-K applicants.

For pre-K applicants Your letter will include an offer to a pre-K program.

My child's offer is to _____.

The deadline to accept this offer is ___/___/___ (*fill in the blanks*).

NEXT STEPS

- **Accept your child's offer** by the deadline. This secures your child's seat at the program. You can accept online with your MySchools account or by contacting the program directly. We encourage you to accept your child's offer even if you are hoping for a waitlist offer—doing so now will not affect your chances of receiving a waitlist offer later.
- **Register.** Ask your child's program about next steps and set up a time to register. Use the Registration Checklist in **Section 1.5** to learn what you need to provide, as well as immunization requirements.


WAITLISTS

Programs use waitlists to fill any open seats after offers are made. Your 3-K or pre-K results will include a list of any programs where your child is automatically on the waitlist.

- Your child is automatically on the waitlist for any program that you ranked higher on your child's application than the program where they got an offer.
 - If your child received an offer to your first-choice program, they are not automatically on any waitlists.
 - If your child did not receive a 3-K offer, or if they received a 3-K or pre-K offer to a program you didn't list on their application, then your child is automatically on the waitlist for every program on their application.
- After the application deadline (including after you receive your child's results), you can add your child to additional programs' waitlists. This is optional, and there is no limit to the number of waitlists you can be on.
- After 3-K or pre-K results are available, you can use your MySchools account to check your child's position on waitlists and to accept or decline any waitlist offers.
- A program will contact you directly if they are able to offer your child a seat from their waitlist. Learn more at schools.nyc.gov/Waitlists.




TIP Watch our kindergarten admissions video series at [schools.nyc.gov/Kindergarten!](https://schools.nyc.gov/Kindergarten) We'll walk you through how to explore schools, create a MySchools account, and apply.



Grades K-5 Elementary School

New to NYC public schools?

Need a school now? Visit schools.nyc.gov/NewStudents or call **718-935-2009** to learn what to do.



5.0 Kindergarten

Admissions **ACTION CHECKLIST**




Fill in the blanks as you use this checklist.


1 LEARN ABOUT KINDERGARTEN ADMISSIONS

- Read this guide. Check schools.nyc.gov/Kindergarten for the most up-to-date information.
- Sign up for our kindergarten admissions email list at schools.nyc.gov/SignUp. We'll send you updates and reminders about this year's admissions timeline and events.
- Learn about events on our website. I will attend an admissions event on ___/___/___.

2 EXPLORE SCHOOLS

- Use  MySchools.nyc to learn about kindergarten options and find programs that meet your family's needs. For a tutorial on how use MySchools, see **Section 2.0**.
- Learn which school district (1-32) you live in and if your child has a zoned school by entering your address at schoolsearch.schools.nyc or calling **311**.
- My school district is _____ and—*check one box*:
 - My child's zoned elementary school is _____.
 - OR**
 - My child does not have a zoned elementary school.
- Attend open houses or tours! Contact schools directly or check their websites for the most up-to-date information on events, and to find resources for prospective families.

3 MARK YOUR CALENDAR—AND APPLY!

- Learn when to apply to kindergarten.
The kindergarten application deadline is ___/___/___.
- Apply to kindergarten by the deadline. How do you plan to apply? *Check one box*:
 - Online at  MySchools.nyc
 - By phone at **718-935-2009**
 - Through a Family Welcome Center—learn how at schools.nyc.gov/FWC


4 GET AND ACCEPT YOUR CHILD'S OFFER

- Receive your child's kindergarten offer! This offer letter will also include information about waitlists and next steps.
- My child's kindergarten offer is to this school: _____.
- Accept your offer online with MySchools or by contacting the school directly. Then set up a time with your new school to register.

5.1

WHO CAN APPLY?

All New York City families with children born in 2017 can apply to kindergarten programs this winter. All children of this age are guaranteed a kindergarten seat in a public school in fall 2022. This includes children currently attending pre-K at NYC Early Education Centers (NYCEECs), DOE public schools (district schools), Pre-K Centers, charter schools, and private or parochial schools, as well as children who will be starting school for the first time.

 **TIP** Some elementary schools offer Pre-K for All programs; if your child currently attends a pre-K program at a school where you'd like them to stay for elementary school, you still need to apply to kindergarten!

5.2


EXPLORE ELEMENTARY SCHOOLS

There are two types of schools that you can add to your child's kindergarten application.



Zoned Schools

Most NYC families have a **zoned elementary school**. If you have one this means you live in a designated area (zone) around a specific school and your children have priority to attend it. Most children attend their zoned elementary school, and most zoned schools make kindergarten offers to all students in the zone. Some schools also have room to make offers to children outside of their zone.

 **TIP** If you'd like your child to attend their zoned school, add it to their application. If it's not your first-choice school, you don't have to place it first: whether you place your zoned school as your first or twelfth choice, your child will have the same priority to attend it.



Non-Zoned Schools


Non-zoned schools do not have a zone. Families throughout the district or borough have priority to attend them. Most non-zoned schools give priority to students who have older siblings attending that same school, who are current pre-K students at the school, or who live in the district.

Three NYC school districts—Districts 1, 7, and 23—have only non-zoned schools. This means all students living in one of these districts have priority to attend all schools in their district.

DUAL LANGUAGE PROGRAMS

Some elementary schools also offer Dual Language programs. These programs teach students in both English and another language. The goal of these programs is for students to be able to read, write, and speak in both languages. To apply to a Dual Language program, add it to your child's application. Please note that two programs at the same school count as two separate choices on your child's application.

MAGNET SCHOOLS

Some elementary schools, known as magnet schools, provide a school-wide curriculum designed around a specific theme. These schools aim to attract a diverse pool of applicants and historically have accommodated students from outside their zone or district. While some schools may have the word "magnet" in their school's name, only a school that currently gets Magnet Schools Assistance Program (MSAP) funding will be labeled as a "magnet school" on its  [MySchools.nyc](https://www.myschools.nyc) directory page.

SPECIAL MUSIC SCHOOL

There is one elementary school that requires an audition as part of its admissions process. If you add Special Music School to your child's application, you will be contacted and given details regarding auditions. For more information please visit [kaufmanmusiccenter.org/sms](https://www.kaufmanmusiccenter.org/sms).

CHARTER SCHOOLS

Charter schools are free public schools that are open to all New York City students and that operate independently from the Department of Education. All students eligible to apply to DOE public schools are also eligible to apply to charter schools. Charter schools have a separate admissions process. If you would like to apply to kindergarten at a charter elementary school, please contact that school directly to find out how to apply. Learn more at schools.nyc.gov/Charters.

5.3

LEARN HOW CHILDREN GET OFFERS

Children receive kindergarten offers based on four key factors:



YOUR APPLICATION CHOICES

- The kindergarten programs you choose for your child's application AND the order in which you place them matter! Add up to 12 choices to the application in your true order of preference, with your favorite at the top as #1. Your child will get an offer to your highest possible choice considering the factors listed below.



EACH PROGRAM'S SEAT AVAILABILITY

- Kindergarten programs vary in size and demand. Each kindergarten program has a certain number of available seats. If a program has more applicants than seats, we will not be able to make offers to every applicant. Offers will then be made based on admissions priorities and randomly assigned numbers.



EACH PROGRAM'S ADMISSIONS PRIORITIES

- Your child has a better chance of getting an offer from some kindergarten programs than others. Kindergarten programs give admissions priorities to specific groups of applicants before others, such as to applicants who have siblings at the school. A program's admissions priorities determine the order it considers specific groups of applicants for offers. All applicants in a program's priority group 1 will be considered first for offers. Then, if seats are still available, students in that program's priority group 2 will be considered next, and so on.



RANDOMLY ASSIGNED NUMBERS

- Each kindergarten applicant is also assigned a random number. If a program has fewer available seats than applicants within a priority group, these random numbers determine the order in which students get offers.



TIP Turn to the **inside back cover** to see an example!

KNOW YOUR CHANCES

In MySchools, you can learn about a school's admissions priorities and who got offers last year. This information can help you know your child's chances of getting an offer to a particular school.

- Check which admissions priority group your child is in for each program of interest. Your child will be in different priority groups for different programs.
- The stronger priority your child has to attend a school, the higher the chance that your child will get an offer to that school.
- If a school made offers to a specific group of students in 2021, they may be able to make offers to this group again.

COMMON ADMISSIONS PRIORITIES



Zoned Priority

A zoned school gives an admissions priority to students who live in that school's zone over students who live in other zones.



Sibling Priority

Elementary schools offer an admissions priority to applicants whose siblings attend the same school. If your child has an older sibling at a school that you've added to their application, they may have a higher chance of getting an offer from that school.

- Provide sibling information when you apply to ensure that your child gets sibling priority.
 - **Who counts as a sibling?** For admissions, a sibling is defined as an applicant's brother or sister, including half-brothers, half-sisters, stepbrothers, stepsisters, foster brothers, and foster sisters who live in the same household and are currently registered or enrolled at that school in kindergarten through grade 12, and who will be enrolled at that school in any grade level between kindergarten and grade 12 in September 2022. This includes students enrolled in District 75 programs in the same school building.
-



Current Pre-K Student Priority

If your child is currently enrolled in pre-K at a DOE public elementary school, they will have an admissions priority to attend kindergarten at that school. Remember that even if you want your child to continue at this school, **you still need to apply to kindergarten**. Please note that not all elementary schools have pre-K.



District Priority

Most elementary schools give an admissions priority to students who live in their school's district over students who live in other districts.

ADMISSIONS PRIORITIES



For Zoned Schools

All zoned elementary schools make offers to students in the following order:

1. Students who live in the zone and have a sibling at the school
2. Other students who live in the zone

If space allows, students living outside the zone may also be admitted, in the following order:

3. Students with a sibling at the school who live in the district
4. Students with a sibling at the school who live outside the district
5. Students who live in the district and are currently enrolled at the school for pre-K
6. Students who live outside the district and are currently enrolled at the school for pre-K
7. Other students who live in the district
8. Other students who live outside the district



For Non-Zoned Schools

Different non-zoned schools have different admissions priorities, but most non-zoned schools give an admissions priority to students who live in the same district as the school.

- You can look up any school's admissions priorities in MySchools and determine which priority group your child is in for that school.
- Some districts—such as Districts 1, 7, and 23—have district-specific admissions priorities. Learn more on each school's MySchools page.

5.4

APPLY TO KINDERGARTEN

Mark your calendar! **The kindergarten application deadline is ___/___/___ (fill in the blank).**

When the kindergarten application period opens, you can access your child's application in your MySchools account. You will be able to add up to 12 choices to your child's application. Remember to list your first-choice program as #1! Regardless of when you apply, all kindergarten applications received by the deadline are treated the same. There is no advantage to applying early.

If you have more than one child applying to kindergarten and want your children to attend the same school, you will have the option to apply for both or all children at the same time.



HOW TO APPLY

Apply one of three ways by the deadline:



Online with MySchools. *Recommended!* During the application period, this option is available 24 hours a day, 7 days a week. Apply online in English, Arabic, Bangla, Chinese, Haitian Creole, French, Korean, Russian, Spanish, or Urdu. Don't forget to click the **Submit Application** button. When you see the **confetti**, you'll know we've received your child's application!

By phone at 718-935-2009. We're available Monday through Friday from 8am to 6pm.

Through a Family Welcome Center. Learn how and when to contact us at **schools.nyc.gov/FWC**.

Applying by phone or through a Family Welcome Center? Interpretation services are available in more than 200 languages: you can ask questions and request information about admissions in your language.



TIP You can make changes to your application any time before the deadline.

5.5

GET YOUR OFFER

In the spring, you will get your child's kindergarten offer letter. You can access this letter in your MySchools account; you can also opt to receive this letter by mail. This letter tells you where your child will go to kindergarten, what to do next, and where your child is waitlisted, if applicable.

YOUR OFFER

My child's kindergarten offer is to _____, and the deadline to accept this offer is ___/___/___ (*fill in the blanks*).

NEXT STEPS


- **Accept your child's offer by the deadline provided in their offer letter.** This secures your child's kindergarten seat at their school. You can accept your offer online through MySchools or by contacting the school directly. We encourage you to accept your child's offer even if you are hoping for a waitlist offer. Accepting this offer now will not affect your chances of receiving a waitlist offer later!
- **Register your child for kindergarten.** Ask your child's school about next steps and set up a time to register. Use the Registration Checklist in **Section 1.5** to learn what you need to provide to accept your offer, as well as find out about immunization requirements.



WAITLISTS



A kindergarten program's waitlist is a list of applicants who applied to that program but did not receive an offer to it. If a seat becomes available at that program after offers go out, the elementary school can make an offer to the first student on the waitlist.

- Your child is automatically on the waitlist for any kindergarten program that you listed higher on your child's application than the program where they got an offer.
- After the application deadline (including after you receive your child's results), you can add your child to additional programs' waitlists. This is optional.
- After kindergarten results are available, you can use your MySchools account to check your child's position on waitlists and to accept or decline any waitlist offers.
- A school will contact you directly if they are able to offer your child a seat from their waitlist. Learn more at schools.nyc.gov/Waitlists.

 **TIP** Families who miss the application deadline can still add their children to waitlists. All five-year-old children are guaranteed an elementary school placement. However, submitting a kindergarten application by the deadline is the best way to get an offer to a school of your choice.




TIP Watch our middle school admissions video series at [schools.nyc.gov/Middle!](https://schools.nyc.gov/Middle) We'll walk you through how to explore schools, create a MySchools account, and apply.



Grades 6-8 Middle School

New to NYC public schools?

Need a school now? Visit schools.nyc.gov/NewStudents or call **718-935-2009** to learn what to do.



6.0 Middle School

Admissions **ACTION CHECKLIST**



Fill in the blanks as you use this checklist.


1

LEARN ABOUT MIDDLE SCHOOL ADMISSIONS

- Read this guide! Check **schools.nyc.gov/Middle** for the most up-to-date information.
- Sign up for our middle school admissions email list at **schools.nyc.gov/SignUp**. We'll send you updates about this year's application timeline and events.
- Learn about events on our website. I will attend an event on ___/___/___.

2

EXPLORE SCHOOLS

- Use  **MySchools.nyc** to identify the programs your child is eligible to attend.
- Find your child's school district(s) and any zoned middle schools(s): Enter your address at **schoolsearch.schools.nyc** or call **311**. My child's elementary school is in District _____. My middle school district is _____.

My zoned middle school(s) is/are _____.

OR

I do not have a zoned school.

- Discuss middle school options with your child. Attend open houses!

3

SET UP YOUR MYSCHOOLS ACCOUNT AND APPLY

- Learn when to apply to middle school. The application deadline is ___/___/___.
- Get your child's welcome letter, which includes a unique MySchools account creation code and instructions on how to access your child's application. For a MySchools tutorial see **Section 2.0**.
- Add up to 12 program choices to your child's application in your true order of preference.
- Make an appointment with your child's current school counselor or a Family Welcome Center to discuss your application choices.
- Apply to middle school by the deadline. How do you plan to apply? **Check one box:**

Online at  **MySchools.nyc**

Through your school counselor or a Family Welcome Center (**schools.nyc.gov/FWC**)

4

GET AND ACCEPT YOUR CHILD'S OFFER

- Your offer letter will include your child's middle school offer, information about waitlists, and any next steps. My child's middle school offer is to _____.

6.1

WHO CAN APPLY?

NYC students apply to DOE public middle school by submitting a middle school application during fifth grade or their last year of elementary school, if different.*

To apply, your child must be both

1. A NYC resident and
2. A current fifth grade student or, if their elementary school ends in sixth grade, a current sixth grade student.

* Current fourth grade students who live or go to school in District 3 can apply to the Center School (03M243). Current fourth grade students who live or go to school in Queens can apply to Louis Armstrong Middle School (30Q227). All current sixth grade students can apply to Baccalaureate School for Global Education (30Q580).

6.2

EXPLORE MIDDLE SCHOOLS

Some middle schools have more than one program, such as a general education program and a Dual Language Spanish program. If you're interested in applying to more than one program at the same school, each program counts as a separate choice on your child's application. You can apply to up to 12 programs.

ELIGIBILITY REQUIREMENTS

As you explore your child's middle school options, it's important to understand which programs they are eligible to apply to and, if they get an offer, to attend. When you are logged in to MySchools, you will see as options all the programs that your child is eligible to attend, and these are the programs you can add to their application. Listed on its MySchools page, a program's Eligibility Requirements tell you who can apply to it. For instance, if a program's eligibility is "Open to students and residents of District 27," this means that only students who live or attend public elementary schools in District 27 can apply. Students who live and attend schools in other districts are not eligible to apply to that program, and will not be able to add it to their application.

Most programs have one of three eligibility types: district, boroughwide, or citywide.

DISTRICT PROGRAMS Open to students and residents of the district

Your child can apply to programs that are located in the district where your family is zoned for middle school and, if different, in the district where your child attends public elementary school. Sometimes families are zoned for middle school in a different district than where they are zoned for elementary school. In these cases, the middle school's zone determines your child's eligibility.

Some district programs are open to all students who live or go to school in that district; other programs have more specific eligibility requirements. If a program’s eligibility is “Open to students who live in the zone,” this means it’s only open to applicants who live in the smaller geographic zone around that school (rather than the larger district).

BOROUGHWISE PROGRAMS Open to students and residents of the borough

These programs are open to all students who live or currently attend elementary school in a particular borough. All students in the Bronx have boroughwide eligibility to all Bronx middle schools.

CITYWIDE PROGRAMS Open to all NYC residents

These programs are open to all middle school applicants across the city. Some citywide middle schools may require students to audition as part of the admissions process—learn more at schools.nyc.gov/Middle.

PROGRAM FEATURES

Once you know which programs your child can apply to, it’s time to learn more about them! Consider what matters most to you—this might be location, language offerings, a sports team, or accessibility. See **Section 2.0** for a tutorial on how to use MySchools to search for and explore programs.

CHARTER SCHOOLS

Charter schools are free public schools that are open to all NYC students and that operate independently from the DOE. All students eligible to apply to DOE public middle schools are also eligible to apply to charter middle schools. Charter schools have a separate admissions process. If you would like to apply to a charter school, please contact that school directly to find out how to apply. Learn more at schools.nyc.gov/Charters.

6.3

LEARN HOW STUDENTS GET OFFERS

How can you know your chances of getting an offer to a specific program? And how do you increase your chances of getting an offer to a program on your application? It helps to start by learning how offers are made. Students get offers to programs based on **four key factors**.

Learn more on the following pages. ▶

YOUR APPLICATION CHOICES

The most important factor in determining where your child goes to middle school is how you complete their application. This is your best opportunity for your child to get an offer to a school you prefer, so be sure to make thoughtful choices.

- From your options, choose up to 12 programs that your child would like to attend and add them to your child’s application. Adding more choices increases your chances of getting an offer to one of those choices; it does NOT lower your chance of getting an offer to any of your top-choice programs. You have the same chance of getting an offer from your top choice whether you include only that choice or eleven additional choices below it.
- Be sure to place programs on the application in your true order of preference, with your child’s first-choice program as #1, their second-choice program as #2, and so on. Your child will be considered for their first-choice program first. If they don’t get an offer to their first choice, then they will be considered for their second-choice program as though it were their first choice, and so on. They will get an offer from their highest possible choice considering the other factors discussed in this section. Middle schools will not see what order you place them in and will not know if they were your first or twelfth choice.



EACH PROGRAM’S SEAT AVAILABILITY

SEATS AND DEMAND. Each middle school has a specific number of seats for applicants. Find out how many spots were available for incoming students last year (Seats) and how many students applied for those seats (Applicants) in the Admissions section of MySchools. You can learn how in-demand a program was by how many people applied for each available seat (Applicants Per Seat)—a higher number of applicants per seat means higher demand.

SEAT GROUPS. For admissions purposes only, each program admits general education students and students with disabilities in two separate groups. Your middle school application will show your designation. This is not something you choose.

General Education Students (GE)

- For students who do not have Individualized Education Programs (IEPs)
- For students whose IEPs recommend related services only, or whose current IEPs recommend special education instructional programming* for 20% or less of their academic program

Students with Disabilities (SWD)

- For students who are recommended for special education instructional programming* for more than 20% of their academic program as indicated on their current IEP

*Learn more about what special education instructional programming includes on page 58 of this book.



EACH PROGRAM'S ADMISSIONS PRIORITIES

A program's admissions priorities determine which applicants get offers before others. For a program with more than one admissions priority, applicants are considered for offers in groups, in priority-group order:

- All students in priority group 1 will be considered first.
- If seats remain, students in priority group 2 will be considered next, and so on.

Admissions priorities are only used if a program has more applicants than available seats. You can find any program's admissions priorities on its MySchools page. When you're logged in to your account, you can also see your child's priority group for each program.

As you explore your middle school options, check which admissions priority group your child is in for each program of interest. Programs have different admissions priorities, and your child will be in different priority groups for different programs.



TIP Apply to some programs where your child is in priority group 1.

COMMON ADMISSIONS PRIORITIES



Priority to continuing 5th graders

Students who currently attend a school that continues to grade 8 or 12 are guaranteed an offer to a program at that middle school if they include it on their application. Students are considered for any programs listed on their application above their continuing school first. You do NOT need to place your child's continuing school as your first choice to keep your guarantee, but you do need to include it on your application.



Priority to students and residents of the district (or borough)

Students may have priority to attend certain programs based on where they live and/or go to school. If a student lives and goes to public school in different boroughs or districts, that student has priority in both places.



Priority to residents of the zone

Students who are zoned to a middle school have priority to attend the zoned program at that school. To get this priority, add your zoned program(s) to your child's application. You do NOT need to place your zoned program as your first choice to get this priority.



Priority to applicants eligible for free and reduced lunch (FRL) for up to 50% of seats

This is one example of a Diversity in Admissions (DIA) priority. In this case, applicants whose families meet a specific income requirement have an admissions priority to 50% of seats in this program.



STUDENTS' RANDOMLY ASSIGNED OR RANKED NUMBERS

Based on each program's admissions method

Learn about admissions methods for middle school programs at schools.nyc.gov/Middle. Get the most up-to-date information on a program's admissions method in the Admissions section of its MySchools page.



TIP To see an example of how applicants get offers to a program based on seat availability, admissions priorities, and random numbers, turn to the **inside back cover**.

6.4

APPLY TO MIDDLE SCHOOL

- **For current public school students:** Your child's welcome letter will walk you through how to set up your MySchools account and access their application. Your child's current school counselor can support throughout the admissions process.
- **For current private or parochial school students:** If you want to apply to DOE middle schools, our Family Welcome Center staff is here to help you set up a MySchools account and get started—learn how to contact us below.

HOW TO APPLY

Mark your calendar! **The middle school application deadline is** ___/___/___ (*fill in the blanks*). Apply one of three ways by the deadline:



Online with MySchools. Recommended! During the application period, this option is available 24 hours a day, 7 days a week. Apply online in English, Arabic, Bangla, Chinese, French, Haitian Creole, Korean, Russian, Spanish, and Urdu. Don't forget to click the **Submit Application** button. When you see the **confetti**, you'll know we've received your child's application!



Through your child's current public school counselor. Speak to a school counselor—they can help you submit your application.

Through a Family Welcome Center. Learn how and when to contact us at schools.nyc.gov/FWC. Interpretation services are available in more than 200 languages: you can ask questions and request information about admissions in your language.

GET YOUR OFFER

OFFERS

Your child's middle school offer letter will include an offer to a DOE public middle school for fall 2022. It will also include information about waitlists and next steps. You will be able to use your MySchools account to:

- Add your child to additional waitlists
- Check your child's place on any school's waitlist, in real time
- Accept or decline waitlist offers


WAITLISTS [SCHOOLS.NYC.GOV/WAITLISTS](https://schools.nyc.gov/waitlists)

A middle school program's waitlist is a list of applicants who applied to that program but did not receive an offer to attend it. If a seat becomes available at a program after offers go out, the school can make an offer to the first student on that program's waitlist.

- Your child is automatically on the waitlist for any program that you listed higher on your child's application than the program where they got an offer. For example, if your child got an offer to attend the program you listed third on their application, they will automatically be added to the waitlist for your first- and second-choice programs.
- When waitlists open (after offers go out), you have the option to add your child to additional programs' waitlists.
- Waitlist offers are made based on seat availability, admissions priorities, and admissions methods according to your seat group.
- If a school can make you a waitlist offer, they will contact you directly, and you would have approximately one week to accept or decline that offer.

Grades 9-12 High School

There are two pathways to DOE public high school in NYC, and you can take both!



Submit a High School Application


Choose from 700+ programs at 400+ high schools. You can apply to 12 programs with your personalized application.

Participate in Specialized High Schools Admissions

- **8 Testing Specialized High Schools:** Register for and take the Specialized High Schools Admissions Test (SHSAT) to apply to any/all of these schools.
- **1 Audition Specialized High School:** Register to audition, then audition to apply for 1 to 6 programs at Fiorello H. LaGuardia High School of Music & Art and Performing Arts.

New to NYC public schools?

Need a school now? Visit schools.nyc.gov/NewStudents or call **718-935-2009** to learn what to do.



High School and Specialized High Schools

Admissions ACTION CHECKLIST



Fill in the blanks as you use this checklist.

1 LEARN ABOUT ADMISSIONS

- Read this guide! Check schools.nyc.gov/High and schools.nyc.gov/SHS for the most up-to-date information.
- Sign up for our high school admissions email list at schools.nyc.gov/SignUp. We'll send you updates and reminders about this year's admissions timeline and events.
- Learn about admissions events on our website. I will attend an event on ___/___/___.

2 EXPLORE SCHOOLS AND PROGRAMS

- Use [MySchools.nyc](https://myschools.nyc.gov) to start exploring program options. For a tutorial on how use MySchools, see **Section 2.0**.
- Discuss high school options with your family! Start building a list of favorite programs.
- Make an appointment with your school counselor to discuss your high school options.
- Visit schools' websites and attend open houses.

3 SET UP YOUR MYSCHOOLS ACCOUNT AND ADD YOUR CHILD.

4 APPLY TO HIGH SCHOOL AND/OR THE SPECIALIZED HIGH SCHOOLS

- | | | |
|--|--------------------|--|
| <ul style="list-style-type: none"> ○ Learn when to apply to high school:
The application deadline to apply is ___/___/___. ○ Add 12 programs to your application in your true order of preference. Learn how to submit a balanced application in Section 7.3! ○ Apply to high school by the deadline. How do you plan to apply? Check one box: <ul style="list-style-type: none"> <input type="checkbox"/> Online at MySchools.nyc <input type="checkbox"/> Through your school counselor or a Family Welcome Center (schools.nyc.gov/FWC) | <p>AND/
OR</p> | <ul style="list-style-type: none"> ○ Register for the Specialized High Schools Admissions Test (SHSAT) and/or for LaGuardia High School auditions by the deadline. Register for LaGuardia auditions by ___/___/___, and/or register for the SHSAT by ___/___/___. How do you plan to register? Check one box: <ul style="list-style-type: none"> <input type="checkbox"/> Online at MySchools.nyc <input type="checkbox"/> Through your school counselor or a Family Welcome Center (schools.nyc.gov/FWC) ○ Prepare for the SHSAT and/or auditions—learn how at schools.nyc.gov/SHS. ○ Take the SHSAT and/or audition. After you register, we'll confirm details on how and where you will test and/or audition. |
|--|--------------------|--|

5 GET YOUR OFFER LETTER

- This letter will include any high school offer(s) and any Specialized High Schools results, if applicable, as well as information about waitlists and next steps.

TIP Watch our high school admissions video series at schools.nyc.gov/High and our Specialized High Schools videos at schools.nyc.gov/SHS. We'll walk you through how to explore schools and programs, create a MySchools account, and apply.



High School Videos



Specialized High Schools Videos

7.1

WHO CAN APPLY?

To apply to high school and/or participate in Specialized High Schools admissions in New York City, you must be both:

- A NYC resident and
- A current eighth grade or ninth grade student who is not repeating ninth grade.

7.2

EXPLORE HIGH SCHOOLS AND PROGRAMS

In NYC, you have hundreds of high school options, and you can apply to programs across the city.

As you begin exploring, consider what matters most to you—this might be location, language offerings, AP courses, a particular interest area, a sports team, or accessibility.

- **Year-round**, anyone can search for schools and programs in the MySchools public directory at MySchools.nyc/schools/high-school.
- **During the application period**, when you're logged in to your MySchools.nyc account, you can access a personalized search, save favorite programs, and start adding programs to your application.
- **The Specialized High Schools** use a separate admissions process and cannot be added to your high school application—see **Sections 7.0** and **7.5-7.6**.

TYPES OF HIGH SCHOOLS

Some high schools reserve seats for specific student groups, serve students who are new to this country, offer additional services for students and families, or provide opportunities for students to earn college credits and/or gain work experience. You can learn more about these high school options—including Career and Technical Education programs, Early College schools, and Community Schools—at schools.nyc.gov/HSGuide.

HIGH SCHOOL PROGRAMS

When you apply to high school, you are really applying to programs. Think of programs as doorways to get into a school. If a school has multiple programs, you can apply to more than one program at that school. For instance, a school might have a film/video program and a technology program; if you were interested in both film and computer science, you might apply to both programs at the same school. They would count as two different program choices on your application.

Some programs have seats set aside for students who are starting tenth grade next year; if you are a current first-time ninth grade student, you can apply to these programs.

Each school's MySchools directory page includes program information. Browse these sections to find programs that interest you. Program information can also help you figure out your chances of getting an offer to a specific program. See **Section 2.0** for a tutorial on how to use MySchools.

All programs offer a broad liberal arts education, and all include courses across a wide range of subjects. Additionally, most programs focus on up to two interest areas, such as architecture or science and math, and they may offer additional courses in that subject or field. Many but not all programs' interest areas are also part of their names.

Schools offer programs in the following 21 interest areas:

- | | | | | |
|---------------------------------|---|----------------------------------|---|---------------------------------------|
| Animal science | • | Environmental science | • | Performing arts |
| Architecture | • | Film/video | • | Performing arts/visual art and design |
| Business | • | Health professions | • | Project-based learning |
| Communications | • | Hospitality, travel, and tourism | • | Science and math |
| Computer science and technology | • | Humanities and interdisciplinary | • | Teaching |
| Cosmetology | • | JROTC | • | Visual art and design |
| Culinary arts | • | Law and government | • | |
| Engineering | • | | • | |

SCHOOL AND PROGRAM ELIGIBILITY REQUIREMENTS

Some schools or programs are only open to students who speak a home language other than English or who meet other eligibility requirements. For instance, a program’s eligibility could be “Open only to New York City residents whose home language is Spanish.” This means that only students whose home language is Spanish can list this program on their application.

Please note that a program may have more specific eligibility requirements than the larger school. If no eligibility is listed, all students can apply.

CHARTER HIGH SCHOOLS

Charter schools are free public high schools that are open to all NYC students and that operate independently from the DOE. All students eligible to apply to DOE public high schools are also eligible to apply to charter high schools. Charter schools have a separate admissions process—you cannot add them to your high school application. If you would like to apply to a charter high school, please contact that school directly to find out how to apply. Learn more at schools.nyc.gov/Charters.

7.3

LEARN HOW STUDENTS GET OFFERS

How can you know your chances of getting an offer to a specific high school program? It helps to start by learning how offers are made. Students get offers to programs based on four key factors—learning about them can help you know your chances of getting an offer to each program of interest. For an example of how this works, turn to the **inside back cover**.



YOUR APPLICATION CHOICES

- The number of choices you add to your application and how you order them matter. Adding more meaningful choices increases your chances of receiving an offer to a program you want. To understand what makes a balanced application, first read about these four factors, then use the **Balanced Application Checklist** *[see the end of this section]* as a guide.
- There is no way to guarantee an offer to your first-choice program, or to any program on your application. The best way to get an offer from your application and to be happy with that offer is to apply to 12 programs (no fewer), any of which you’d be happy to attend. With more than 700 program options to choose from, we invite you to explore a variety of programs.
 - Adding more meaningful choices to your application increases your chance of getting an offer to a program you want. Last year, 97% of applicants who listed 12 choices on their application got an offer to one of their choices!
 - Adding more choices will NOT harm your chances of getting an offer to your favorite program; however, listing fewer than 12 choices lowers your chances of getting an offer to a program of your choice.

- Place the programs on your application in your true order of preference, with your favorite program as #1. There is no better strategy! You will be considered for your first-choice program first. If you don't get an offer to your first choice, then you will be considered for your second-choice program as though it were your first choice, and so on. High schools will not see your application choice order, so they will not know if they are your first or twelfth choice.



EACH PROGRAM'S SEAT AVAILABILITY

For admissions purposes, each high school program admits students in two seat groups: general education students and students with disabilities. Your application will show your designation—this is not something you choose.

SEAT GROUPS

General Education Students (GE)

- For students who do not have IEPs
- For students whose IEPs recommend related services only, or whose current IEPs recommend special education instructional programming* for 20% or less of their academic program

Students with Disabilities (SWD)

- For students who are recommended for special education programming* for more than 20% of their academic program as indicated on their current IEP

*Special education instructional programming includes Integrated Co-Teaching (ICT) classes, Special Class (SC), and Special Education Teacher Support Services (SETSS). Adapted Physical Education (APE) and Related services, such as speech, occupational therapy (OT), and physical therapy (PT), are not considered special education instructional programming for the purposes of middle school admissions. Students with 504 plans are not entitled to seats for students with disabilities if they do not have an IEP recommending the student also receive special education instructional programming for more than 20% of their academic program.

Seats and Demand

Each high school program has a specific number of seats for applicants. You can find out how many seats were available at this program last year (Seats) and how many total students applied for those seats (Applicants) in the Admissions section of MySchools. Learn how in-demand a program was by how many people applied for each available seat (Applicants Per Seat). Note that all numbers are from last year.

A program's applicants per seat shows how in-demand or popular the program was last year. This can help you know your chances of getting an offer to that program.

- If a program has 10 or more applicants per seat, it is in high demand. All applicants have a lower chance of getting an offer to a program with 10 or more applicants per seat.
- If a program has four to nine applicants per seat, it is in average demand. Consider more factors to determine your chances of getting an offer.

- If a program has three or fewer applicants per seat, it is in lower demand. In most situations, you would have a higher chance of getting an offer to this program, but consider more factors to determine your chances. Be sure to check the program's eligibility description and your priority group for the program.



EACH PROGRAM'S ADMISSIONS PRIORITIES

Some programs give a priority to specific groups of applicants before others. If a program has multiple admissions priorities, applicants are considered in groups. A program's admissions priorities determine the order in which these groups are considered for offers to each program.

- All applicants in priority group 1 will be considered first.
- If seats are still available, applicants in priority group 2 will be considered next.

Continuing Programs

Students who currently attend a school that continues to grade 12 are guaranteed an offer to a program at that high school if they include it on their application. Students are considered for any programs listed on their application above their continuing school first. You do NOT need to place your child's continuing school as your first choice to keep your guarantee, but you do need to include it on your application.

Diversity in Admissions (DIA)

Some programs give a priority for a certain percentage of seats to students who are English Language Learners (ELLs), are low-income, or who meet other criteria. The schools currently participating in DIAs are listed at schools.nyc.gov/DiversityAdmissions. You can learn about programs' specific priorities on their MySchools pages.



ADMISSIONS METHODS

Admissions methods are the ways programs make offers to students; they also describe what you need to do to be considered for a program. In most cases, all you have to do is list the program on your application. There are two broader types of admissions methods—those that use randomly assigned numbers (students are not ranked) and those that use ranked numbers (students are ranked).

Programs That Use Randomly Assigned Numbers

As part of admissions, every applicant is assigned a random number, as in a lottery. When there are more applicants to a program than available seats, programs with open and educational option (ed. opt.) admissions methods use students' randomly assigned numbers to make offers.

- Students are admitted in order by their randomly assigned numbers.
- If the program also uses admissions priorities, all applicants in priority group 1 are admitted before any applicants from priority group 2, regardless of their randomly assigned numbers.

Programs That Use Ranked Numbers

For programs with screened or audition admissions methods, applicants are evaluated based on a specific program's selection criteria; then applicants are ranked based on that evaluation and assigned ranked numbers, starting with the top-ranked applicant as #1.

- When there are more applicants to a program than available seats, applicants receive offers in ranked number order.
- If the program also uses admissions priorities, all applicants from a program's priority group 1 are admitted before any students from priority group 2, regardless of their ranked numbers.

A program's selection criteria may include academic records, interviews, auditions, and/or other factors to evaluate and rank students.

Learn more in the back inside cover and at schools.nyc.gov/HowAdmissionsWorks. Get the most up-to-date information on a specific program's admissions method and selection criteria on its MySchools page.

BALANCED APPLICATION CHECKLIST

Before you submit your application, use this checklist! Does your application have...

- 12 program choices**, ANY of which you'd be happy to attend. Finding more programs that interest you and adding them to your application increases your chance of getting an offer to a program you want.
- Your program choices in your true preference order.** Always place the programs on your application in your true order of preference, with your favorite program as #1. There is no better strategy!
- Not just high-demand programs.** Fewer applicants per seat at a program means a higher chance of getting an offer there.
- Some programs where you are in priority group 1.** Being in a program's first priority group means a higher chance of getting an offer to it.
- A mix of admissions methods.** If you're applying to any screened or audition programs, be sure to also include some programs that use other admissions methods.

APPLY TO HIGH SCHOOL

- **For current public school students:** Your child’s welcome letter will walk you through how to set up your MySchools account and access their application. Your current school counselor can support throughout the admissions process.
- **For current private or parochial school students:** If you want to apply to DOE high schools, our Family Welcome Center staff is here to help you set up a MySchools account and get started—learn how to contact us below.

Be sure to apply to 12 programs and place them in your true order of preference, with your favorite as #1!

HOW TO APPLY

Mark your calendar! **The high school application deadline is** ___/___/___ (*fill in the blanks*). Apply one of three ways by the deadline:



Online with MySchools. *Recommended!* During the application period, this option is available 24 hours a day, 7 days a week. Apply online in English, Arabic, Bangla, Chinese, French, Haitian Creole, Korean, Russian, Spanish, and Urdu. Don’t forget to click the **Submit Application** button. When you see the **confetti**, you’ll know we’ve received your child’s application!



Through your current school counselor. Your school counselor can help you submit your application.

Through a Family Welcome Center. Learn more in **Section 1.3** and at **schools.nyc.gov/FWC**. Interpretation services are available in more than 200 languages: you can ask questions and request information about admissions in your language.

Remember: The Specialized High Schools and charter schools have separate admissions processes—you cannot add them to your high school application.

7.5

PARTICIPATE IN SPECIALIZED HIGH SCHOOLS ADMISSIONS

There are nine Specialized High Schools in New York City. These schools have a separate admissions process from the high school application. You can apply to one Specialized High School by auditioning and up to eight of these schools by taking the Specialized High Schools Admissions Test (SHSAT).

One Audition Specialized High School—Audition to Apply

During the registration and audition periods, you can apply to Fiorello H. LaGuardia High School of Music & Art and Performing Arts (LaGuardia) by registering to audition and then submitting a portfolio and/or auditioning in a talent area for up to six different arts programs:

Fine & Visual Art	•	Instrumental Music	•	Drama
Vocal Music	•	Dance	•	Technical Theater

LaGuardia High School also considers students' academic records. Applicants to LaGuardia programs do not need to take the SHSAT; this test is not used to make offers to LaGuardia.

Visit schools.nyc.gov/SHS to:

- Learn how and when to register and audition.
- Find out how to prepare for auditions in each discipline.


Eight Testing Specialized High Schools—Take the SHSAT to Apply

During the registration and testing periods, you can apply to any/all of the other eight Specialized High Schools by registering for and then taking the Specialized High Schools Admissions Test (SHSAT). This process also includes indicating which of these schools you'd want to attend, in your true order of preference:

The Bronx High School of Science	•	High School of American Studies at Lehman College
The Brooklyn Latin School	•	Queens High School for the Sciences at York College
Brooklyn Technical High School	•	Staten Island Technical High School
High School for Mathematics, Science and Engineering at City College of New York	•	Stuyvesant High School

Visit schools.nyc.gov/SHS to:

- Learn how, when, and where to register for and take the SHSAT.
- Find practice tests and information about the exam. Learn about testing accommodations for the SHSAT at schools.nyc.gov/HSGuide.
- Learn what to expect and bring the day of your test.



GET YOUR OFFER

OFFERS

Your high school offer letter will include any high school offer(s) including, if applicable, any Specialized High Schools results. It will also include information about waitlists and next steps. If you get more than one offer (such as to a Specialized High School and a program from your application), you will be given a deadline to choose one.

After offers are released, you can use your MySchools account to:

- Access your offer information.
- Choose between multiple offers, if applicable.

During offer season, many schools will have open houses, orientation events, and/or resources for prospective and/or admitted students. Check schools' websites for the most up-to-date information on these opportunities.

WAITLISTS schools.nyc.gov/Waitlists

A program's waitlist is a list of applicants who want to attend that program but do not have an offer to it. Waitlists open after offer letters go out. Then, while waitlists are open, high schools use waitlists to fill any ninth- or tenth-grade seats that become available. If any seats become available at a program while waitlists are open, the school can make waitlist offers to the students on that program's waitlist. Schools can only make waitlist offers in the order students are positioned on its waitlist. Learn more about how students are positioned on waitlists at schools.nyc.gov/Waitlists.

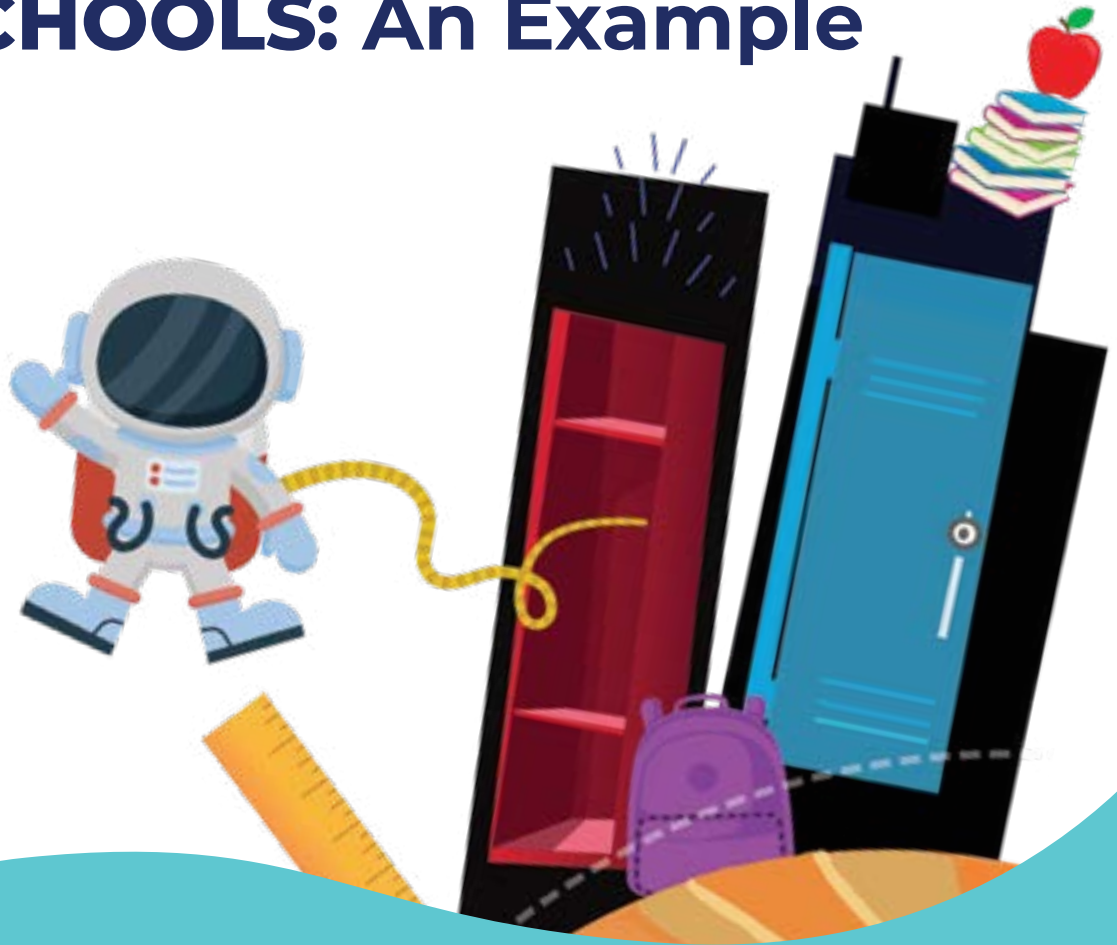
- You are automatically on the waitlist for any program that you listed higher on your application than the program where you received an offer. For example, if you got an offer to attend the program you listed third on your application, you will automatically be on the waitlist for your first- and second-choice programs.
- When waitlists open, you can use your MySchools account to:
 - Add yourself to additional programs' waitlists—this is optional.
 - Check your position on any program's waitlist.
 - Accept or decline waitlist offers, if applicable. Not all programs will have available seats, so not all programs will make waitlist offers. If you are on a waitlist, this is not a guarantee that you will receive a waitlist offer.
- If a school can make you a waitlist offer, they will contact you directly, and you will have approximately one week to accept or decline that offer. If you accept a waitlist offer, it replaces your current offer.



NOTES




HOW STUDENTS GET OFFERS TO DOE PUBLIC SCHOOLS: An Example



New to NYC public schools?

Need a school now? Visit schools.nyc.gov/NewStudents or call **718-935-2009** to learn what to do.



HOW STUDENTS GET OFFERS

There are four factors that determine which students are matched to which programs.



YOUR APPLICATION CHOICES

The choices that you add to your application and the order in which you place them matter! The best strategy is to put programs in your true order of preference, with your first choice at the top as #1. You will be considered for your first-choice program first and be matched to your highest possible choice based on the factors that follow. No school or program will know if you placed them first or last on your application.



EACH PROGRAM'S AVAILABLE SEATS

Each program has a certain number of available seats. If a program has more applicants than seats, the factors listed below are used to make offers.



EACH PROGRAM'S ADMISSIONS PRIORITIES

Some programs give admissions priorities to specific groups of applicants before others, such as to students who live in a specific district, who have siblings at the school, or who speak specific languages. All students in a program's priority group 1 are considered first for offers. Then, if seats are still available, students in that program's priority group 2 will be considered next, and so on. You will be in different priority groups for different programs.



STUDENTS' RANDOMLY ASSIGNED OR RANKED NUMBERS

Based on each program's admissions method

- For most processes and programs, each applicant is assigned a random number as part of the admissions process. If there are fewer available seats than applicants within a priority group, these **randomly assigned numbers** determine the order in which students get offers—**note the example on the facing page to see how this works!**
- Some processes and programs use admissions methods that evaluate applicants (such as by audition). For these programs, students are scored and then ranked based on specific selection criteria. Then all applicants to that program are assigned **ranked numbers** based on these evaluations. If there are fewer available seats than applicants within a priority group, these ranked numbers determine the order in which students get offers.


Learn more about how offers are made by specific processes at

schools.nyc.gov/HowAdmissionsWorks

Example How students get offers to a sample program

This varies by admissions process.

Program X has **eight available seats and eleven applicants**. Because there are more applicants than seats, not all applicants will get an offer to Program X. This means that **admissions priorities** for Program X will determine which groups of applicants receive an offer first.




PRIORITY GROUP 1


PRIORITY GROUP 2

PRIORITY GROUP 3

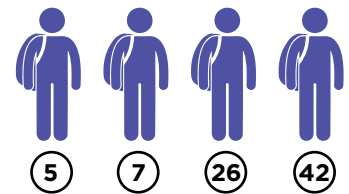
First, the applicants in priority group 1 are considered for offers. Since there are four of them and eight available seats, all priority 1 applicants get an offer to this program.



Next, the applicants in priority group 2 are considered for offers. Four seats remain, and since there are only three applicants in priority group 2, all of them get offers.



Finally, the applicants in priority group 3 are considered for offers. Only one seat is left. This means that students' **randomly assigned numbers** will determine who gets that offer.



As part of the admissions process, each applicant was assigned a random number. Applicants are ordered by random number within priority groups.



OFFER TO PROGRAM X



Only the student with the strongest random number from priority group 3 gets an offer to this program. Now all seats at Program X are filled.

WAITLISTED

The remaining three applicants do not get an offer to Program X. These students will now be considered for offers at the next program on each of their applications. They are also each added to this program's waitlist.



LEARN MORE AND APPLY

Find Programs and Apply [MySchools.nyc](https://www.myschools.nyc.gov)

Explore your program options. Create an account to access your personalized application, apply, and get your offer—all in one place.

Be the First to Get Admissions Updates schools.nyc.gov/SignUp

Sign up for our admissions email lists to get the latest updates, resources, key dates, and event information!

Learn About Admissions schools.nyc.gov/Admissions

Find the most up-to-date information about admissions and enrollment on our process webpages. Watch our video series and attend events to learn more.

GET PERSONALIZED SUPPORT

Your School Counselor

For current elementary and middle school students, your school counselor is your best guide through every step of the admissions process.

Your Family Welcome Center schools.nyc.gov/FWC

Family Welcome Center staff are here to guide families with students of all ages through the admissions process. We can help you build your application and support you as needed with using MySchools.

718-935-2009

Call us if you have questions about admissions.

