

NYC Department of Education | Office of District Planning

# Bronx High School Data Summary

2024-2025 Strategic Planning Data Considerations

FALL 2023

**CONTENTS**

CITYWIDE TRENDS ..... 2

DISTRICT PLANNING PROCESS ..... 4

ENROLLMENT ..... 5

    Bronx Enrollment by District..... 6

    District and Charter Enrollment ..... 7

    High School Students Who Live in the Bronx ..... 8

    How Bronx Retention Compares To Other Districts & Boroughs ..... 9

    Where Bronx Enrolled High School Students Live..... 10

    Bronx Grade 8-to-9 Articulation..... 11

    High Schools By Enrollment Range ..... 12

    High Demand High Schools in the Bronx ..... 14

    Bronx High School Capacity By District..... 15

BUILDINGS & CAPACITY ..... 16

    Building Summary ..... 16

    Bronx Under-Utilized Buildings ..... 17

    Buildings with 300+ Excess Seats ..... 18

    Bronx High School Buildings Over 100% Utilization ..... 19

    Transportable Classroom Units (TCUs) ..... 21

DISTRICT 75 SEAT NEED..... 22

    District 75 Seat Need by District..... 22

    Bronx District 75 HS Seat Need ..... 23

DEMOGRAPHICS & STUDENT POPULATION ..... 24

    Race/Ethnicity..... 24

    Students with Disabilities ..... 25

    English Language Learners ..... 25

    Students who are Economically Disadvantaged..... 26

    Students in Temporary Housing..... 27

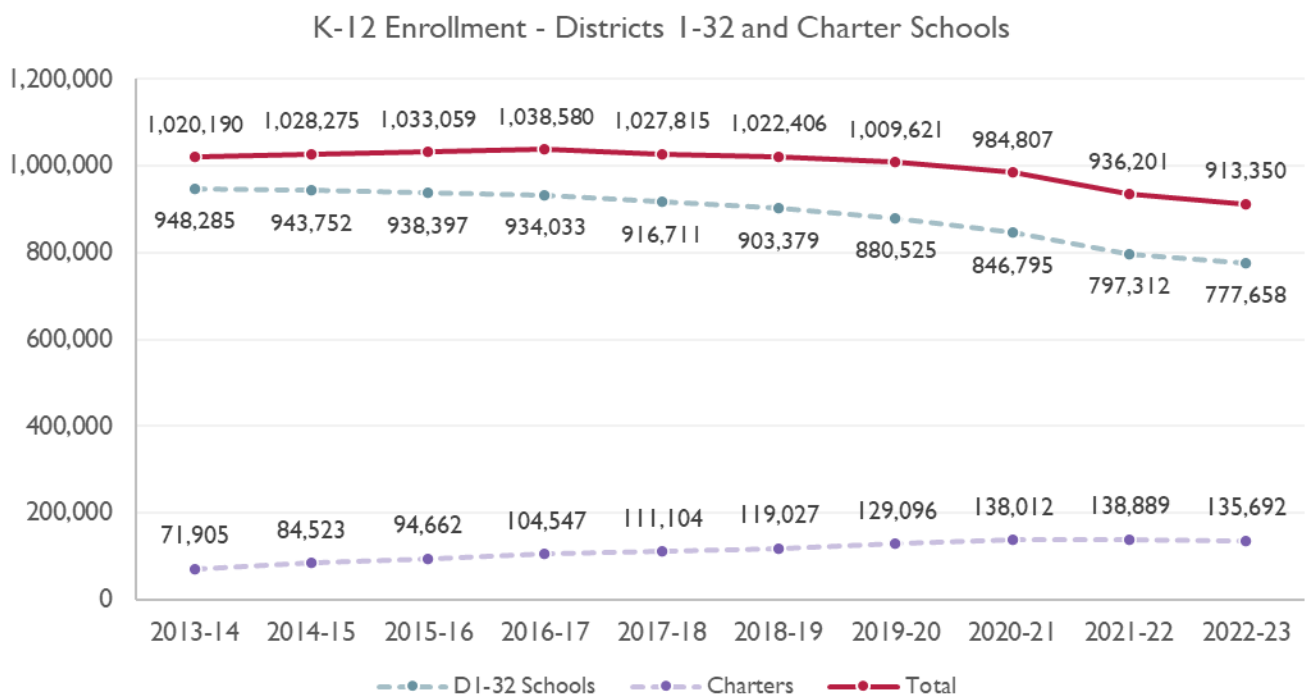
    Special Programs..... 28

2022-2023 BOROUGH MAP ..... 29

## CITYWIDE TRENDS

- New York City’s population declined in 2021, continuing recent population trends and exacerbated by the COVID-19 pandemic.
- NYC’s public school enrollment experienced a parallel dip in the last two years.
- As the city continues to recover from the COVID-19 pandemic, the DOE remains committed to thoughtful collaboration with districts and communities to collectively strengthen schools and support students and families.

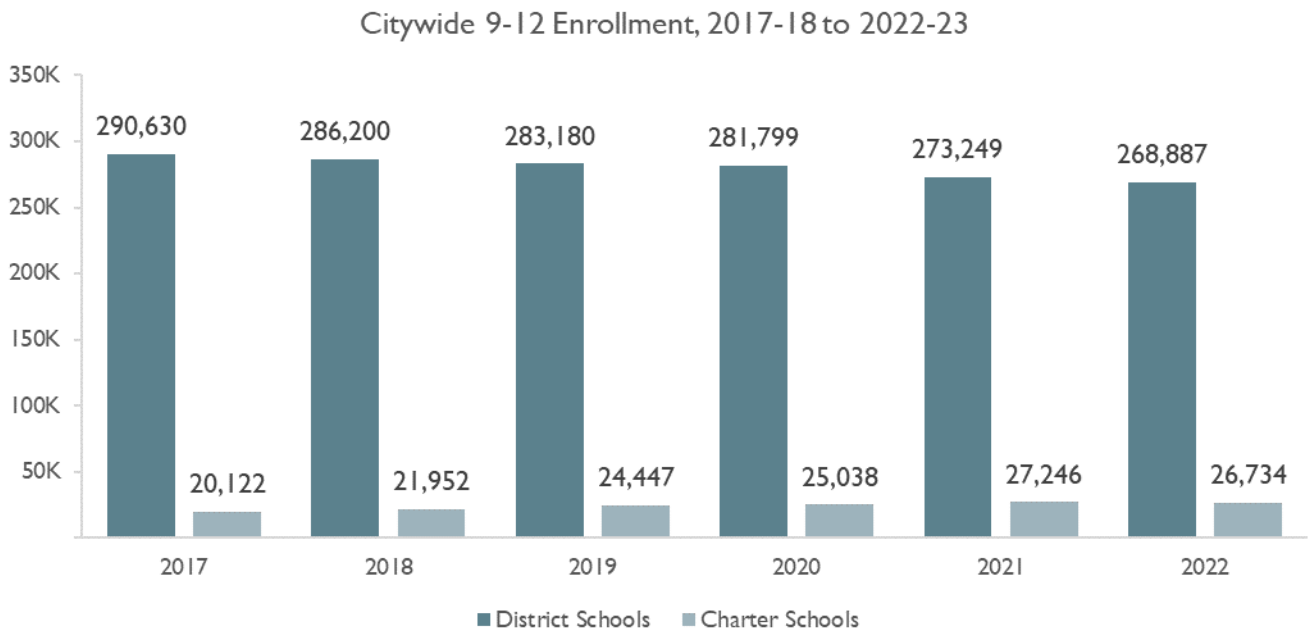
### CITYWIDE ENROLLMENT (DISTRICT AND CHARTER), 2013-14 TO 2022-23



Source: Audited Register and Charter Headcount; includes district and charter school enrollment

- K-12 enrollment in District 1-32 schools and charter schools has declined by about 10% since its peak in the 2016-2017 school year.

**CITYWIDE 9-12 ENROLLMENT (DISTRICT AND CHARTER), 2017-18 TO 2022-23**



Source: Audited Register and Charter Headcount; includes district and charter school enrollment

- Although K-12 school enrollment in district 1-32 and charter schools has declined by about 11% since the 2017-2018 school year, high school enrollment has declined by only 5% during this time.

## DISTRICT PLANNING PROCESS

### RECENT SCHOOL CHANGES

- The Office of District Planning partners with superintendents and communities to address district needs in accordance with Chancellor's Regulation A-190.
  - **Chancellor's Regulation A-190** governs the process to make any major changes to school utilization such as co-locations, school mergers, grade expansions and truncations, re-sitings, and other changes. A-190 proposals are voted on by the Panel for Educational Policy (PEP).
- Guiding Questions:
  - How might recent changes affect district/borough needs as they are implemented? Do they address key needs and priorities?
  - What other school changes should be considered?

### CHANGES IN BRONX – 2021-22 TO 2023-24

Implementation Year	Change Type	Description	Impacted DBN(s)	Impacted Building(s)
2023-24	Grade Expansion	Expansion of Jonas Bronck Academy (10X228) from Grades 6-8 to Grades 6-12 in Building X283	10X228	X283
2023-24	New District School	Opening of a New District High School, Virtual Innovation Academy (08X636), in Building X840	08X636	X840
2023-24	New District School	Opening and Temporary Co-location of Bard High School Early College Bronx (12X641) with J.H.S 98 Herman Ridder (12X098), Explorations Academy High School (12X251) and Bronx Envision Academy (12X511) in Building X098	12X641	X098
2022-23	New School DBN	New high school "The Virtual School"	08X636	X833
2021-22	Merger, Re-Siting	Re-siting and Merger of 08X559 and 07X259 in X655	08X559, 07X259	X655
2021-22	New Site of Existing DBN	Co-Location of New District 75 Site P721X@X655 (75X721) with HERO High (07X259), Mott Haven Community School (07X473), and ReStart Academy (79M373) in Building X655 for the 2021-2022 School Year.	75X721	X655
2020-21	Extension of Co-location	Extension of Co-location of 84X581 in X790	84X581	X790
2020-21	New District School / Existing Building	Opening and Co-location of 07X625 in X790	07X625	X790
2020-21	New D75 Site	Opening and co-location of 75X469 in X410	75X469	X410

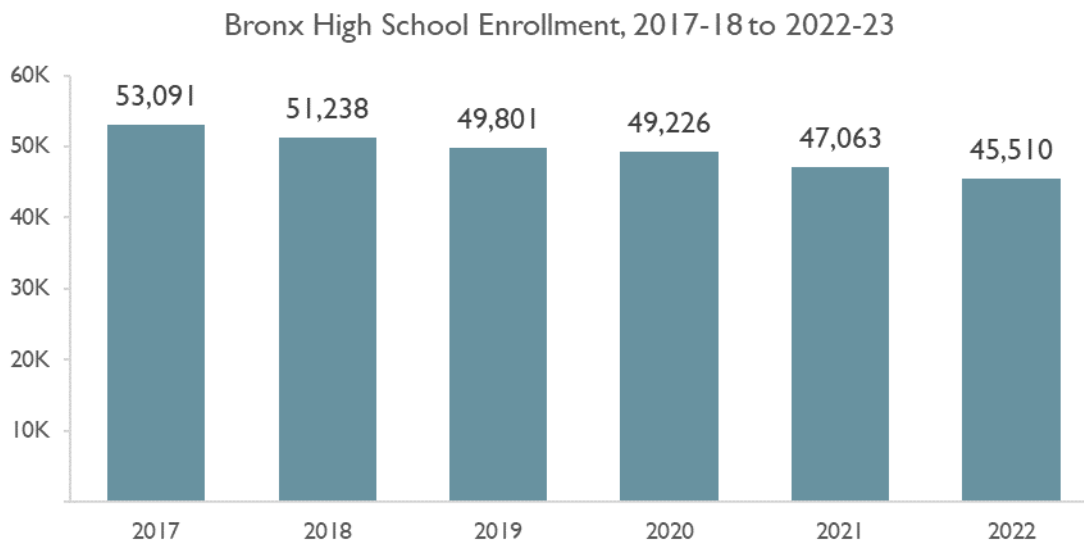
- In the 2023-2024 School Year, Bard High School Early College Bronx (12X641) opened, partnering with Bard College to enable high school students to move in four years from 9<sup>th</sup> grade through the first two years of college, earning a high school diploma up to sixty college credits, and an Associate of Arts degree from Bard college upon graduation.
- In the 2023-2024 School Year, Jonas Bronck Academy (10X228) expanded from a 6-8 school to a 6-12 School.

## ENROLLMENT

### UNPACKING ENROLLMENT TRENDS

- Enrollment is a key data component in the District Planning Process. Enrollment data helps us identify trends, make hypotheses, and understand where we need to dig deeper in partnership with our stakeholders.
- Guiding Questions:
  - What has happened to borough enrollment over the last six years overall? Are there notable trends?
  - Are students remaining in the borough to attend school? If not, where are they going?
  - Are students residing in other boroughs enrolling in large numbers?

### BRONX ENROLLMENT, 2017-18 TO 2022-23

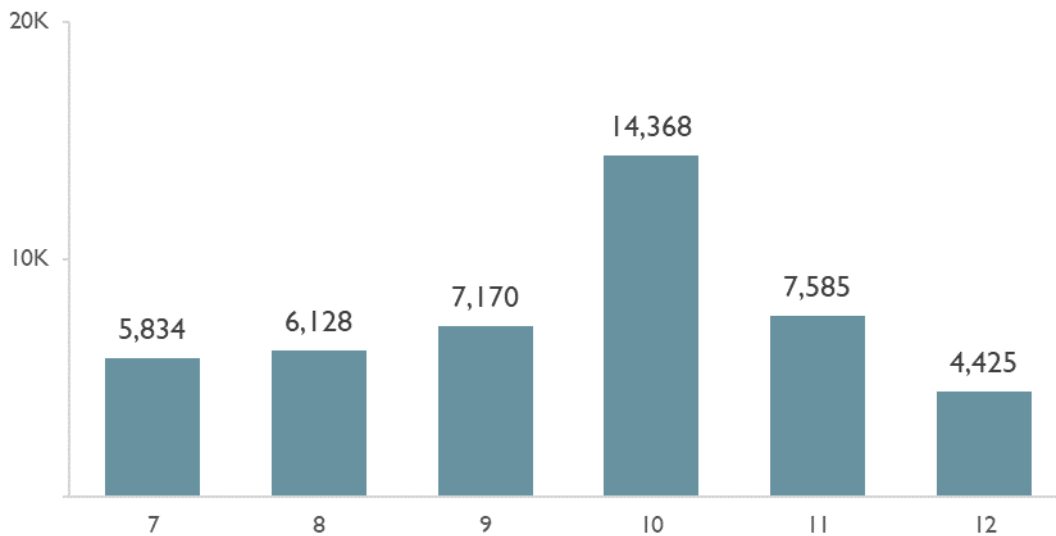


Source: Audited Register; includes district 1-32 schools only

- Over the past five school years, enrollment at high schools in the Bronx decreased by 1,553 students (3%).

**BRONX ENROLLMENT BY DISTRICT**

Bronx High School Enrollment by District, 2022-23

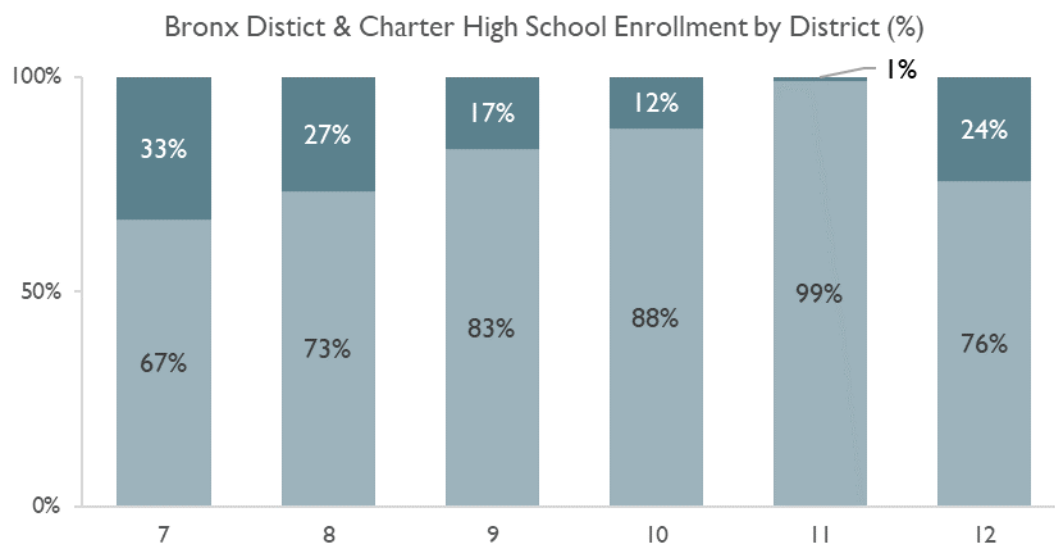
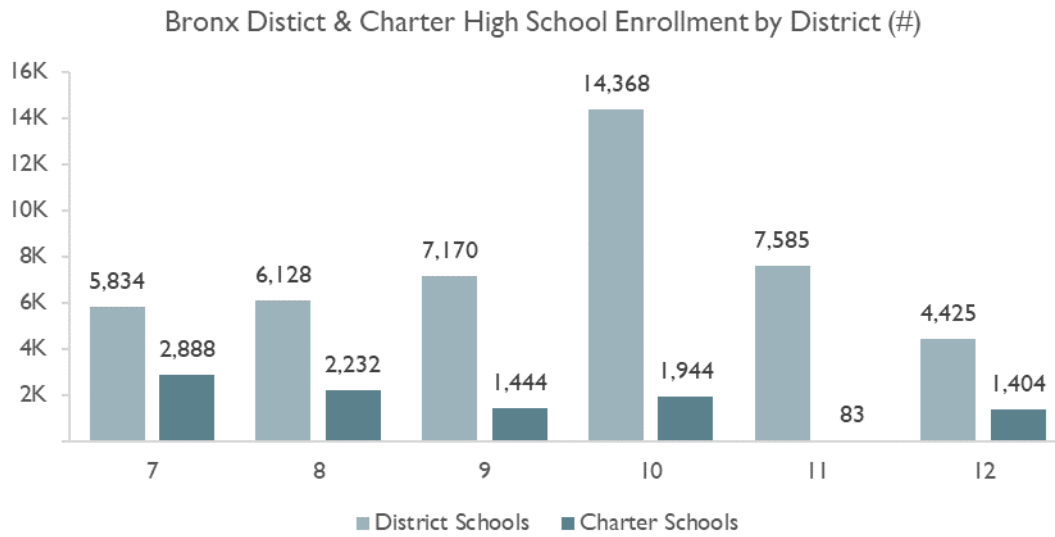


Borough	District	2017	2018	2019	2020	2021	2022	1-yr Change	5-yr Change
Bronx	7	7,010	6,651	6,533	6,409	6,201	5,834	-6%	-17%
Bronx	8	7,305	6,940	6,750	6,521	6,131	6,128	0%	-16%
Bronx	9	8,258	8,122	7,745	7,838	7,429	7,170	-3%	-13%
Bronx	10	15,659	15,411	15,113	15,076	14,674	14,368	-2%	-8%
Bronx	11	8,843	8,708	8,512	8,493	8,054	7,585	-6%	-14%
Bronx	12	6,016	5,406	5,148	4,889	4,574	4,425	-3%	-26%
<b>Total</b>		<b>53,091</b>	<b>51,238</b>	<b>49,801</b>	<b>49,226</b>	<b>47,063</b>	<b>45,510</b>	<b>-3%</b>	<b>-14%</b>

Source: Audited Register; includes district 1-32 schools only

- District 10 enrolls a significantly larger number of high school students compared to other districts in the Bronx.
- Over the last five school years, the number of students attending high school declined in every Bronx district.
- The smallest decrease is in District 10, at 8%, while the largest decrease is in District 12, at 26%.
- Over the past year, high school enrollment remained stable in District 8 and decreased only slightly in Districts 9, 10, and 12.

## DISTRICT AND CHARTER ENROLLMENT



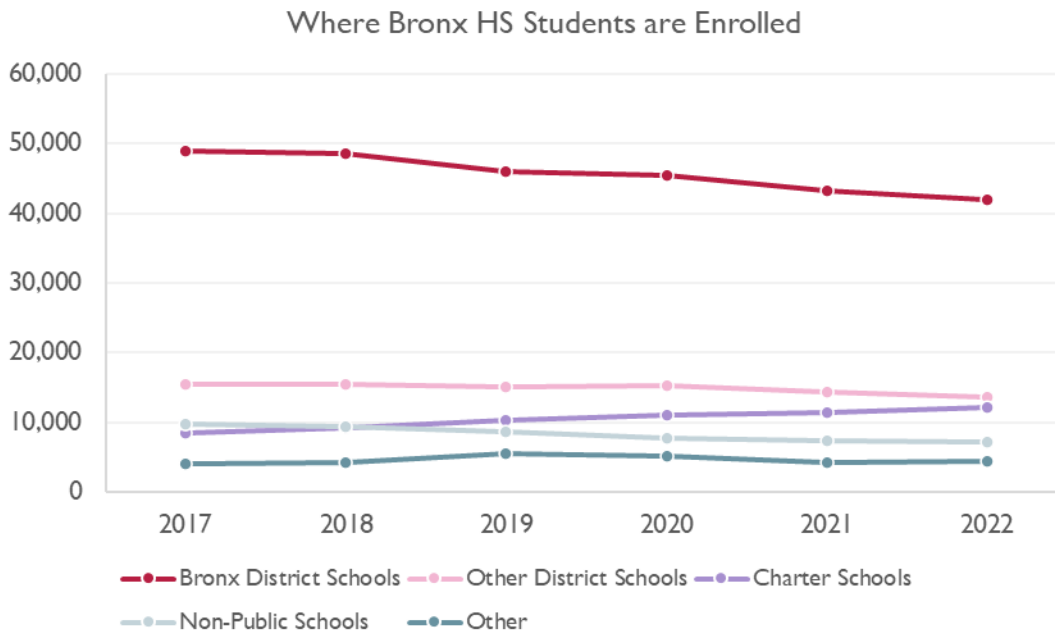
Source: 2022-2023 Audited Register and Charter Headcount

- District 11 has the smallest percentage of students enrolled in charter schools (1%) among Bronx districts, followed by District 10 (12%).
- District 7 has the largest percentage of students enrolled in charter schools (33%) among Bronx districts, followed by Districts 8 (27%), 12 (24%), and 9 (17%).



## HIGH SCHOOL STUDENTS WHO LIVE IN THE BRONX

### High School Retention - Graph



### High School Retention - Table

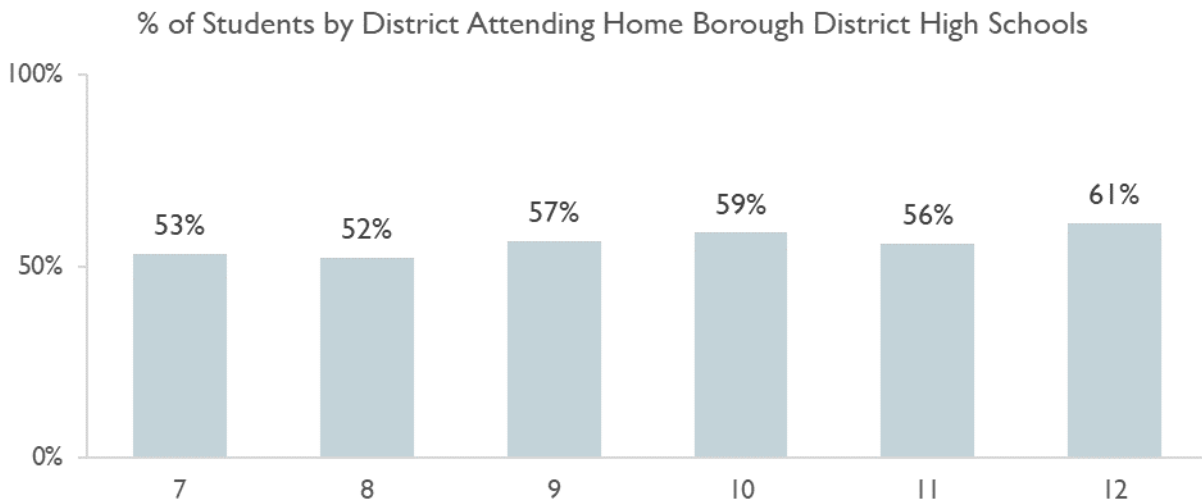
	Enrollment						% of Residents	
	2017-18	2018-19	2019-20	2020-21	2021-22	2022-23	2017-18	2022-23
<b>Bronx District Schools</b>	48,965	48,473	46,004	45,472	43,308	41,979	57%	53%
<b>Other District Schools</b>	15,388	15,465	15,164	15,282	14,325	13,621	18%	17%
<b>Charter Schools</b>	8,418	9,296	10,273	11,047	11,506	12,089	10%	15%
<b>Non-Public Schools</b>	9,723	9,351	8,569	7,761	7,315	7,128	11%	9%
<b>Other</b>	4,079	4,304	5,603	5,192	4,336	4,377	5%	6%
<b>Total</b>	<b>86,573</b>	<b>86,889</b>	<b>85,613</b>	<b>84,754</b>	<b>80,790</b>	<b>79,194</b>	<b>100%</b>	<b>100%</b>
<b>% Change YoY</b>		0.9%	0.9%	0.9%	-3.3%	1.3%		

Source: Audited Register for NYCPS and charter schools; NYCPS administrative data for non-public schools

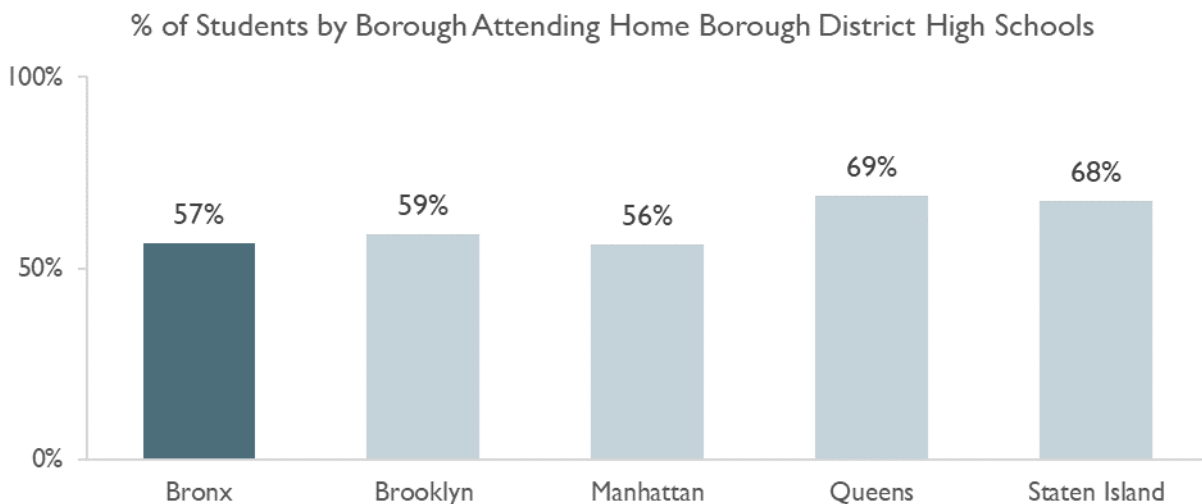
- Over the past five years, the number of school-aged children in the Bronx declined by 9%.
- Over the past five years, the share of Bronx high school-aged residents enrolling in district schools declined by four percentage points, and the share of Bronx high school-aged residents enrolling in charter schools grew by five percentage points.

## HOW BOROUGH RETENTION COMPARES TO OTHER DISTRICTS & BOROUGHS

### Borough Retention - By Borough



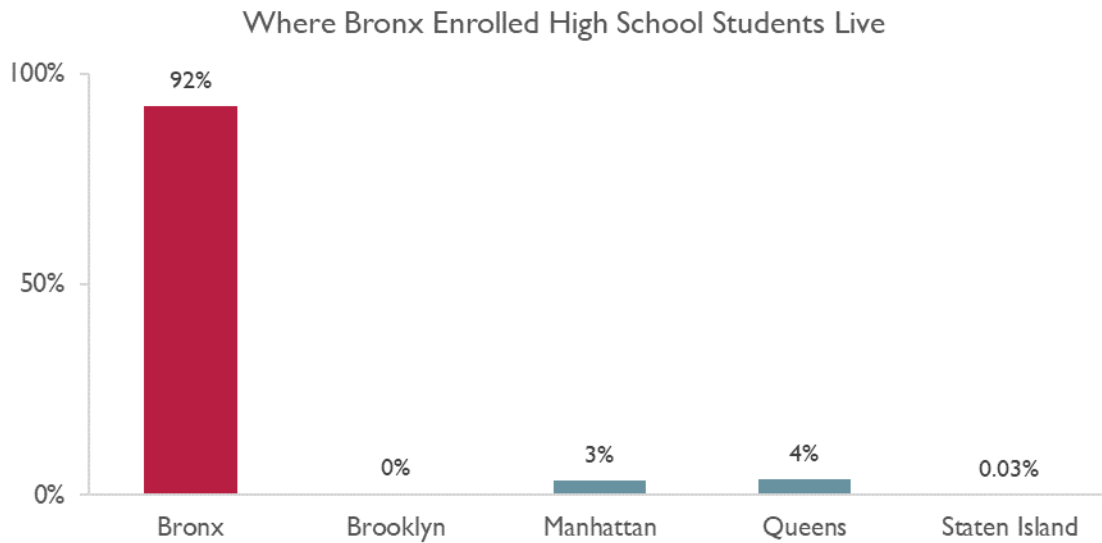
### Borough Retention - By Borough



Source: Audited Register; percentage includes only students attending D1-32 schools.

- In the Bronx, Districts 10 and 12 have the highest percentages of students attending district high schools within their district of residence.
- 57% of Bronx high school-aged residents attended high school in the Bronx, which is the second lowest borough retention in the city.

## WHERE BRONX ENROLLED HIGH SCHOOL STUDENTS LIVE

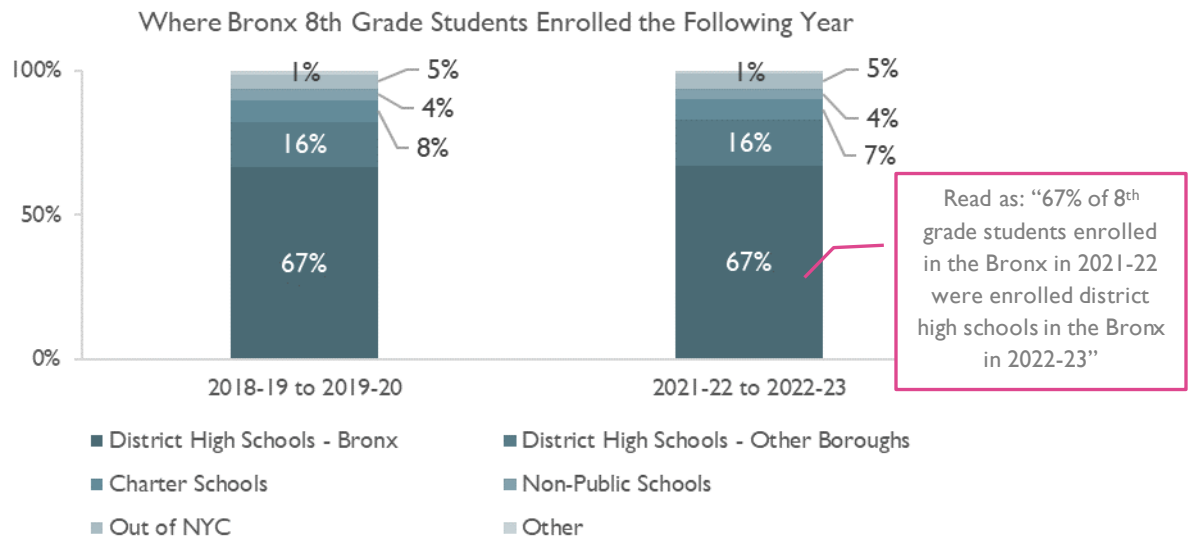


Source: 2022-2023 Audited Register

- The majority of Bronx high school students live in the Bronx (92%).
- Very small percentages of Bronx high school students come from other boroughs.

## BRONX GRADE 8-TO-9 ARTICULATION

### Grade 8-to-9 Articulation - Graph



### Grade 8-to-9 Articulation - Table

	2018-19 to 2019-20		2021-22 to 2022-23	
	#	%	#	%
<b>Bronx District High Schools</b>	9,723	67%	8,492	67%
<b>Other District High Schools</b>	2,278	16%	2,042	16%
<b>Charter Schools</b>	1,102	8%	901	7%
<b>Non-Public Schools</b>	590	4%	488	4%
<b>Out of NYC</b>	715	5%	658	5%
<b>Other</b>	180	1%	121	1%
<b>Total</b>	<b>14,588</b>	<b>100%</b>	<b>12,702</b>	<b>100%</b>

\* For Grade 8-to-9 articulation, "Other" includes students discharged to Non-Public Schools and out of NYC.

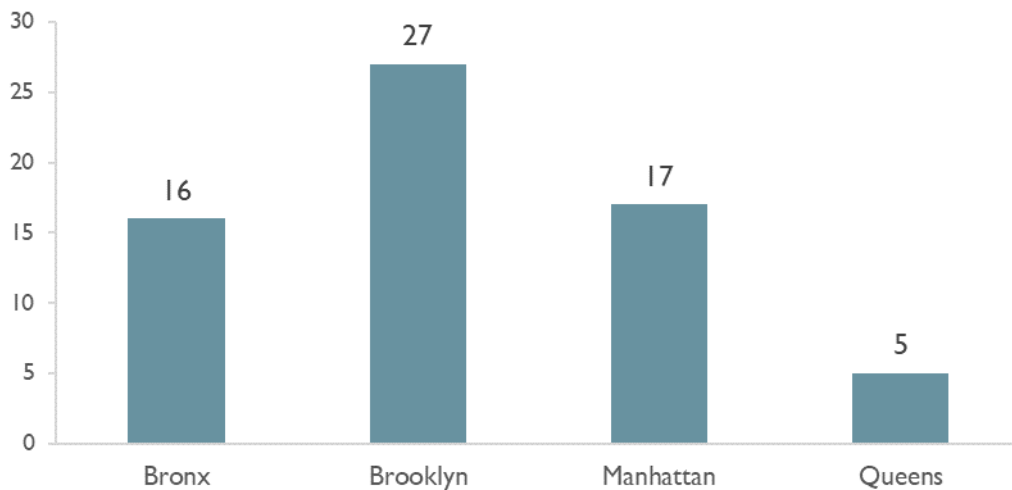
- Similar to the 2019-2020 school year, in the 2022-2023 school year, 67% of 8<sup>th</sup> grade students attending Bronx district high schools continued to attend district schools in the Bronx for 9<sup>th</sup> grade.
  - While some Bronx middle school families chose other options for high school, such as district high schools in other boroughs, charter schools, or non-public schools, family choices remained relatively similar from the 2019-2020 to the 2022-2023 school years.

### HIGH SCHOOLS BY ENROLLMENT RANGE

- The table below shows the number of district/non-charter schools in the district by 2022-2023 K-12 enrollment range.
- The following graph shows the number of schools in each district with K-12 enrollment in the bottom 25% citywide, excluding schools that are still in the process of phasing in their full grade spans.

District	Less than 150	150-249	250-349	350-449	450-549	550-649	650-749	750-849	850-949	950-1,049	1,050+	Total
7	1	7	1	3	2	3	1	0	0	0	0	18
8	1	2	3	8	1	1	0	0	0	0	1	17
9	3	1	7	8	1	1	2	0	0	0	0	23
10	0	3	4	14	2	2	0	0	1	1	2	29
11	0	3	2	8	2	1	0	0	0	0	1	17
12	1	3	4	3	2	1	1	0	0	0	0	15
<i>Total Borough</i>	6	19	21	44	10	9	4	0	1	1	4	119

Number of High Schools in Bottom 25% by Borough



Source: Audited Register; includes district schools only; excludes transfer schools and schools in the process of phasing in.

- The Bronx has 16 high schools in the bottom 25% of enrollment citywide.
  - The Bronx is the borough with the third highest number of high schools in the bottom 25% of enrollment citywide.

**Bronx High Schools in Bottom 25% of Enrollment Citywide Serving High School Grades**

DBN	School Name	Grade Level	2017-18 Enrollment K-12	2022-23 Enrollment K-12	5-yr Change	Fall 2023 Apps*
09X404	School for Excellence	HS	375	100	-73%	17
09X543	High School for Violin and Dance	HS	264	129	-51%	40
11X545	Bronx Aerospace High School	HS	346	150	-57%	54
12X248	Metropolitan High School, The	HS	411	156	-62%	52
08X282	Women's Academy of Excellence	HS	281	167	-41%	25
07X473	Mott Haven Village Preparatory High School	HS	358	175	-51%	45
11X253	Bronx High School for Writing and Communication Arts	HS	338	189	-44%	29
12X479	Bronx Career and College Preparatory High School	HS	254	195	-23%	33
07X427	Community School for Social Justice	HS	330	216	-35%	23
11X265	Bronx Lab School	HS	399	220	-45%	32
09X517	Frederick Douglass Academy III Secondary School	HS	424	221	-48%	51
07X670	Health Opportunities High School	HS	491	223	-55%	28
07X522	Bronx Design and Construction Academy	HS	504	228	-55%	119
10X268	Kingsbridge International High School	HS	470	230	-51%	36
12X684	Wings Academy	HS	491	251	-49%	45
09X263	Validus Preparatory Academy	HS	372	252	-32%	34

\* Applicants here are represented as applicants who were not matched to a more preferred option.

Source: Audited Register and fall 2023 admissions data

- Several Bronx high schools experienced large enrollment declines since 2017.
- School for Excellence and High School for Violin and Dance are co-located in the same building. School for Excellence's enrollment declined by 73% and High School for Violin and Dance's enrollment declined by 51% over the past five years. Both schools serve fewer than 150 students.

## HIGH DEMAND HIGH SCHOOLS IN THE BRONX

- The table below includes the highest demand schools at the 9<sup>th</sup> grade in the borough based on applications and applications compared to seats.
- Examining high demand schools can help identify models or programs that may be serving students well and inform other changes in the district through the planning process.

### Highest Demand at 9<sup>th</sup> Grade

DBN	School Name	Total Seats	Fall 2023 Apps*
07X495	University Heights Secondary School	140	961
09X260	Bronx Center for Science and Mathematics	108	747
10X440	DeWitt Clinton High School	391	586
11X542	Pelham Preparatory Academy	118	528
10X437	Fordham High School for the Arts	108	478
10X438	Fordham Leadership Academy	108	466
10X374	Knowledge and Power Preparatory Academy Internatio	108	442
10X141	Riverdale / Kingsbridge Academy (Middle School / H	181	359
07X600	Alfred E. Smith Career and Technical Education Hig	152	337
12X242	Mott Hall V	81	335

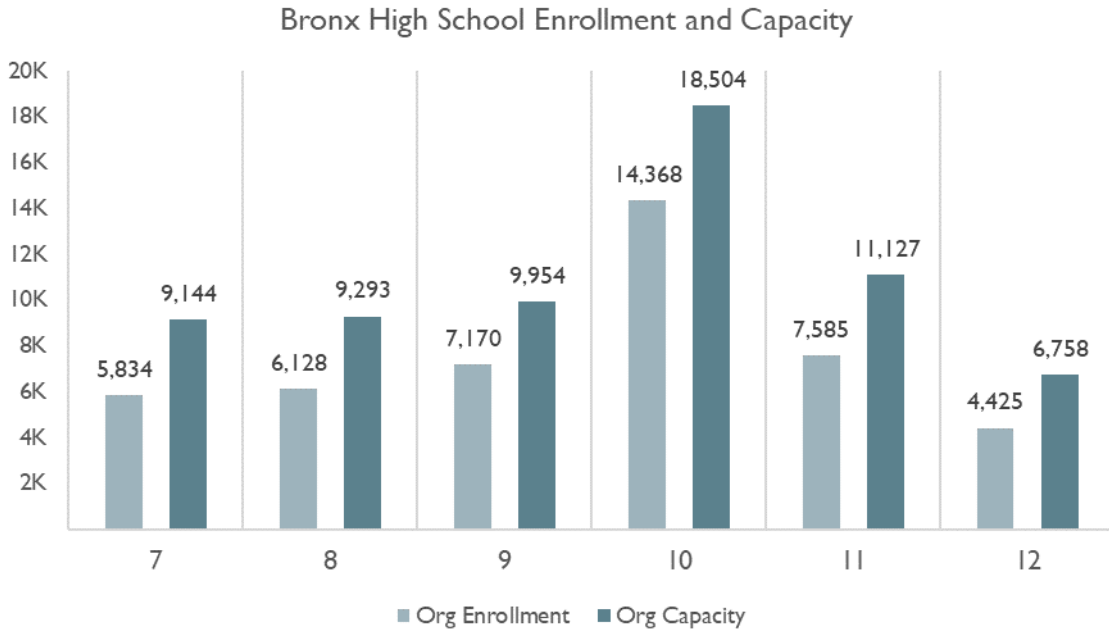
\* Applicants here are represented as applicants who were not matched to a more preferred option.

Source: Fall 2023 admissions data; excludes specialized high schools

- The list above shows the ten schools with the greatest number of Fall 2023 applicants for 9<sup>th</sup> grade in the Bronx.
- Mott Hall V is in the eastern part of District 12, where there is a significant deficit of middle school seats.
- Alfred E. Smith is a CTE school that is 56% utilized and might benefit from increasing its seat target.

## BRONX HIGH SCHOOL CAPACITY BY DISTRICT

### High School Seat Need – Graph



### High School Seat Need – Table

District	Seats	Enrollment	Excess / Deficit
7	9,144	5,834	3,310
8	9,293	6,128	3,165
9	9,954	7,170	2,784
10	18,504	14,368	4,136
11	11,127	7,585	3,542
12	6,758	4,425	2,333
<b>Total Borough</b>	<b>64,780</b>	<b>45,510</b>	<b>19,270</b>

Source: Capacity estimates are based on 2021-2022 Blue Book with adjustments for schools with capacity spanning multiple grade levels (e.g. K-8 or 6-12 schools); enrollment is based on 2022-23 Audited Register. Excludes charter enrollment and capacity.

- The above high school enrollment and capacity chart is a helpful way to think about borough-wide seat availability compared to actual enrollment.
- There is an excess of high school seats across all districts in the Bronx, particularly in District 10.



## BUILDINGS & CAPACITY

### SCHOOL & BUILDING UTILIZATION

- The Office of District Planning works closely with the School Construction Authority (SCA) and the Office of Space Planning to understand how buildings are currently used and how capacity can best be used in future years.
- Each year, the SCA publishes the Blue Book, a tool that analyzes the capacity of each DOE building across the City and compares the target capacity with the number of enrolled students to determine a utilization rate for the building.
- Guiding Questions:
  - Is over- or under-utilization concentrated in certain districts or particular areas?
  - Are there overcrowded buildings that need to be alleviated? What is enrollment like for schools in these buildings?
  - Are there under-utilized buildings with excess capacity to accommodate an additional school or program?

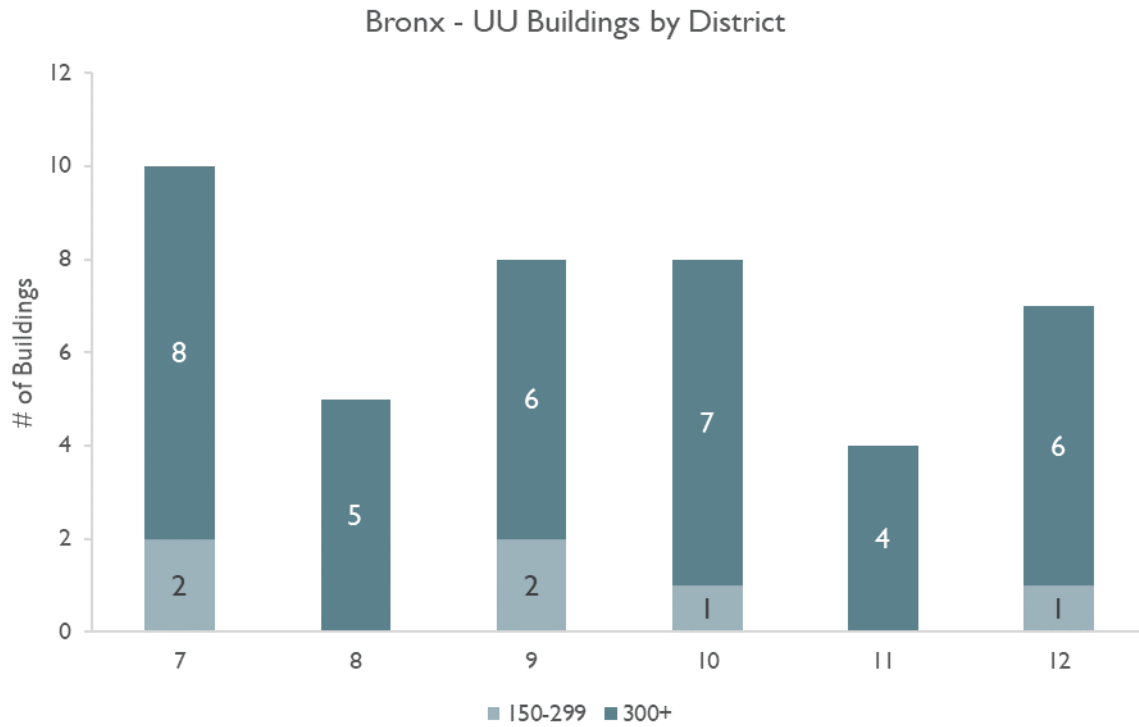
### BUILDING SUMMARY

	Bronx
<b>Count of Buildings</b>	<b>87</b>
<b>Under-Utilized Buildings</b>	<b>42</b>
150-299	6
300+	36
<b>Over-Utilized Buildings</b>	<b>6</b>
<b>TCUs</b>	<b>0</b>

Source: Building information from LCGMS. Building utilization categories based on the 2021-22 Blue Book and the 2022-23 Under-Utilization Memo

- There are 87 buildings in the Bronx serving high school students.
- 42 DOE buildings with high school students are under-utilized, meaning there is an excess of seats in these buildings.
  - District Planning works collaboratively with communities to identify how to optimize excess space in buildings, including adding programming where demand aligns to space.
- 6 buildings with high school students are over-utilized, which suggests there may be crowding and/or space challenges at those schools.

**BRONX UNDER-UTILIZED BUILDINGS**

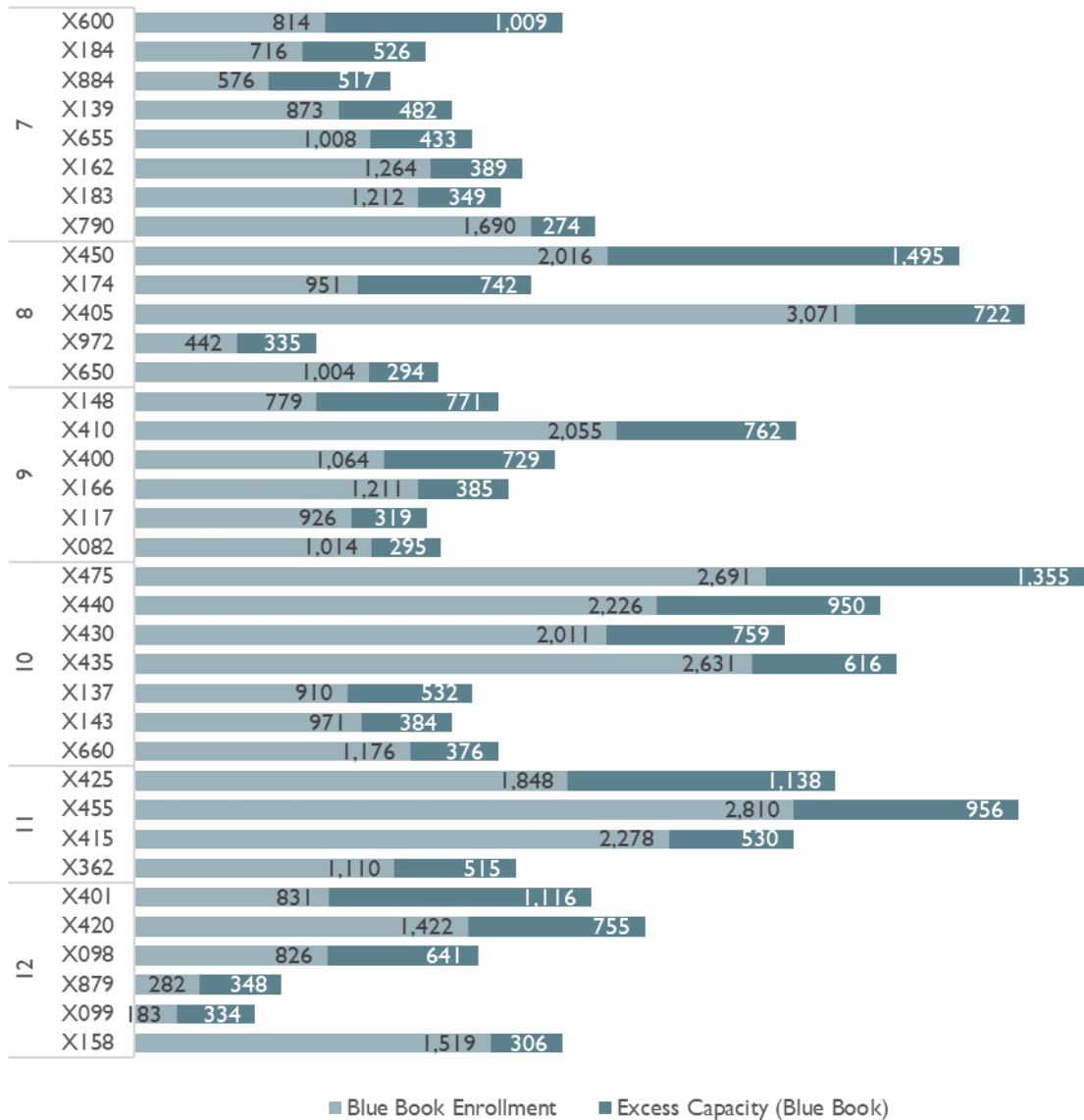


Source: Graph shows schools estimated as under-utilized in 2022-2023 UU Memo; accounts for 2022-2023 building enrollment and planning changes implemented in 2022-2023 and after.

- District 7 has the greatest number of under-utilized buildings in the borough.

**BUILDINGS WITH 300+ EXCESS SEATS**

Bronx - Buildings with 300+ Excess Seats

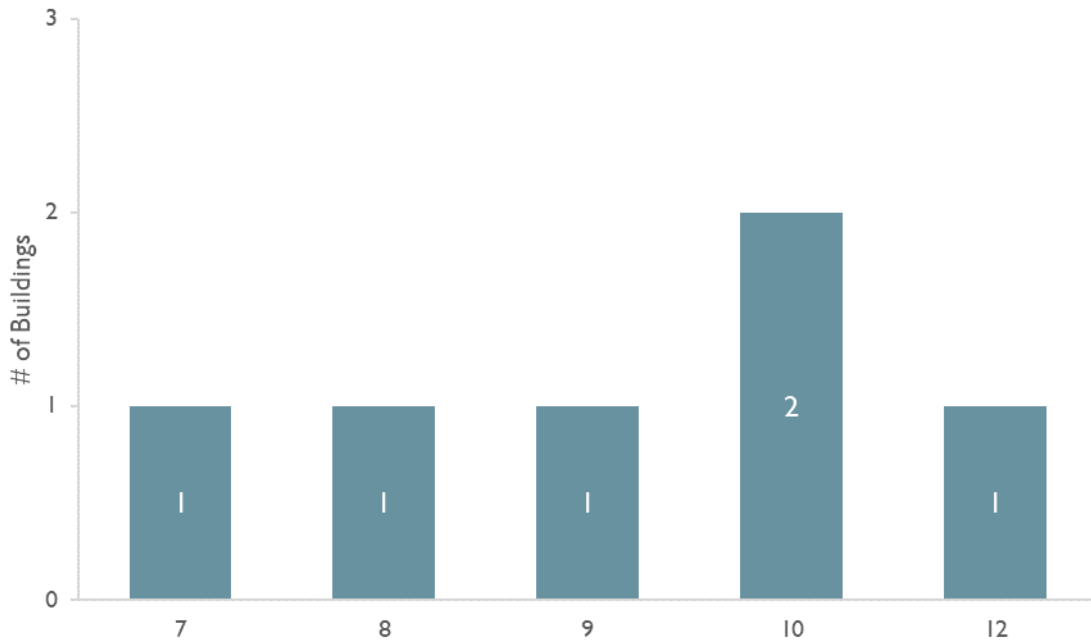


Source: Graph shows enrollment and capacity from 2021-2022 Blue Book; UU status is from the 2022-2023 UU Memo, and accounts for 2022-2023 building enrollment and planning changes implemented in 2022-2023 and after.

- Utilization rates do not always capture the full narrative of space in a building but provide a starting point for assessing potential space availability. For example, some buildings, although under-utilized, may not have sufficient space to add new schools or programming.
- Other buildings have significant excess seats and rooms.
- These could be candidates to address pressing district needs, including adding or expanding programs such as dual language offerings, District 75 programming, Autism Spectrum Disorder (ASD) Nest and Horizon programs, and/or other district needs where demand aligns.

## BRONX HIGH SCHOOL BUILDINGS OVER 100% UTILIZATION

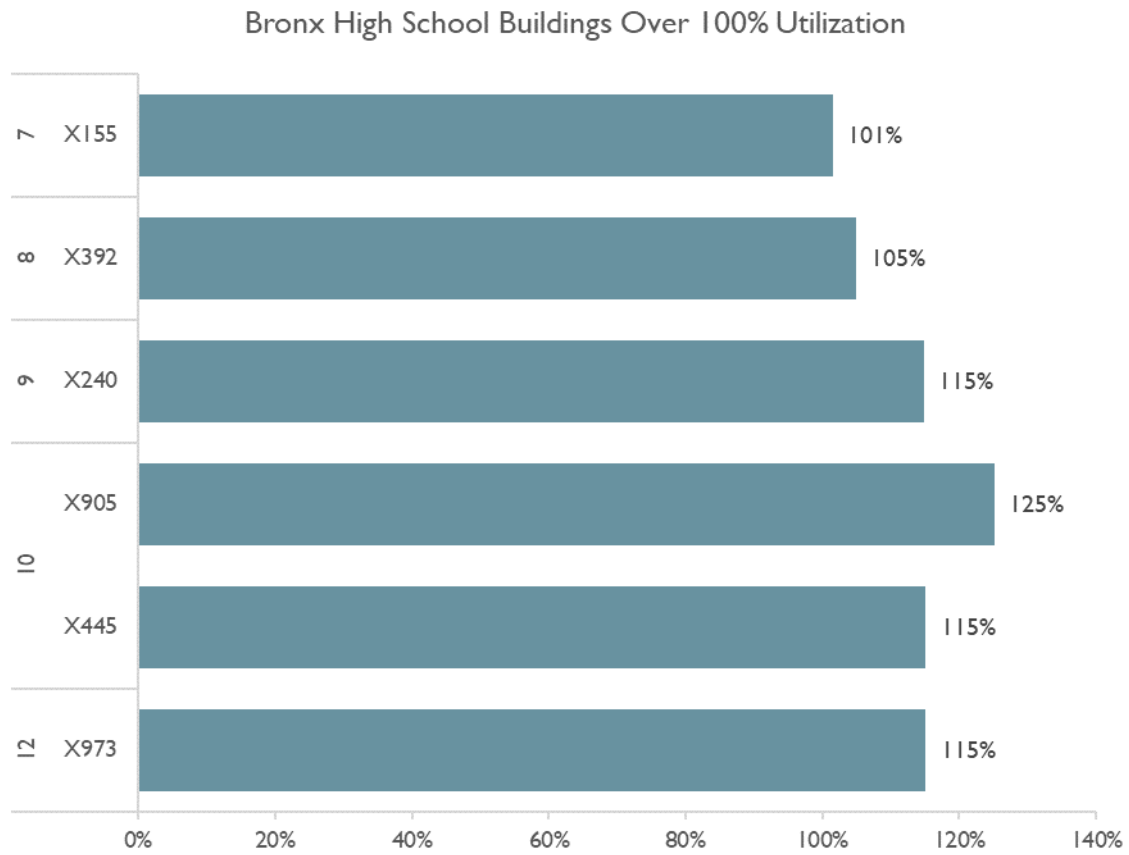
Bronx High School Buildings Over 100% Utilization  
Count by District



Source: 2021-2022 Blue Book

- There are 6 DOE buildings serving high school students in the Bronx that have utilization rates over 100%.
- Schools in these buildings may experience high demand, and therefore may be programming creatively to accommodate students.
- District 10 has the greatest number of over-utilized buildings in the borough.

### Bronx High School Buildings Over 100% Utilization



Source: 2021-2022 Blue Book

- The Office of District Planning seeks to work with superintendents, CECs/CCHS, and partner offices to alleviate overcrowding.

**TRANSPORTABLE CLASSROOM UNITS (TCUS)**

Main Bldg ID	Building	Number of TCUs	Status
X400	MORRIS HS - X	4	In Process
X470	SOUTH BRONX EDUCATIONAL CAMPUS (OLD 38) - X	2	In Process

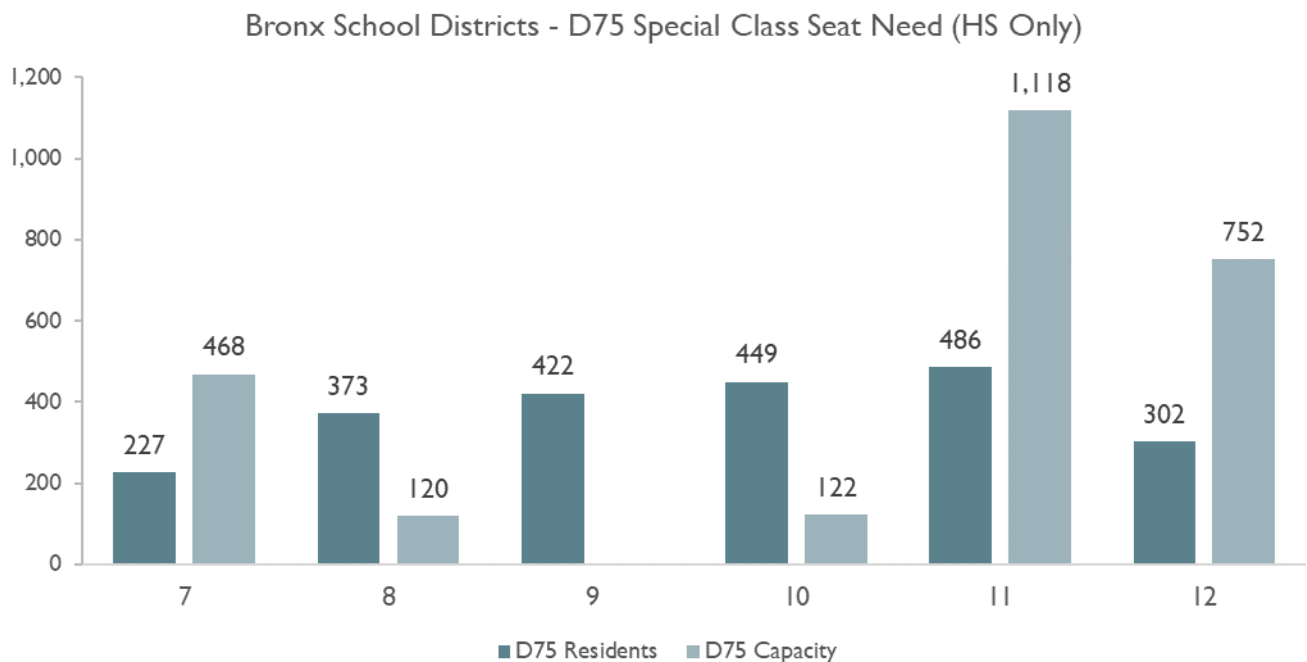
- All TCUs serving Bronx high school students are in the process of being removed.

## DISTRICT 75 SEAT NEED

### District 75

- NYCDOE’s District 75 provides highly specialized instructional support for students with significant challenges, such as Autism Spectrum Disorder (ASD), significant cognitive delays, emotional disturbance, sensory impairment, and multiple disabilities.
- District 75 serves students through a number of different program models designed for students of different ages and education needs.
  - Most District 75 students attend Special Class programs, which operate as distinct schools and may be located in standalone sites or co-located with district schools
  - A smaller number of students attend Inclusion Programs, in which students receive District 75 services within general education classes at a district school partner.
- Guiding Questions:
  - Does the district have a need for more District 75 seats?
  - Are there potential options for new D75 sites to provide opportunities for students to attend programs closer to their homes?

### DISTRICT 75 SEAT NEED BY DISTRICT



**BRONX DISTRICT 75 HS SEAT NEED**

	Borough	City
<b>Capacity</b>	2,580	9,157
<b>Residents</b>	2,259	7,722
<b>Deficit</b>	No Deficit	No Deficit

Source: 2022-2023 Audited Register; includes only students enrolled in D75 special classes

- District 75 serves students in a variety of settings across Bronx high schools based on the IEPs of individual students.
- Overall, the Bronx has enough seats to accommodate all District 75 high school students. However, seat capacity varies significantly across districts.
- There is currently a deficit of high school District 75 seats in Districts 8, 9, and 10. District 9 does not have any high school District 75 seats, which is likely to result in a much longer commute for these students to receive services.

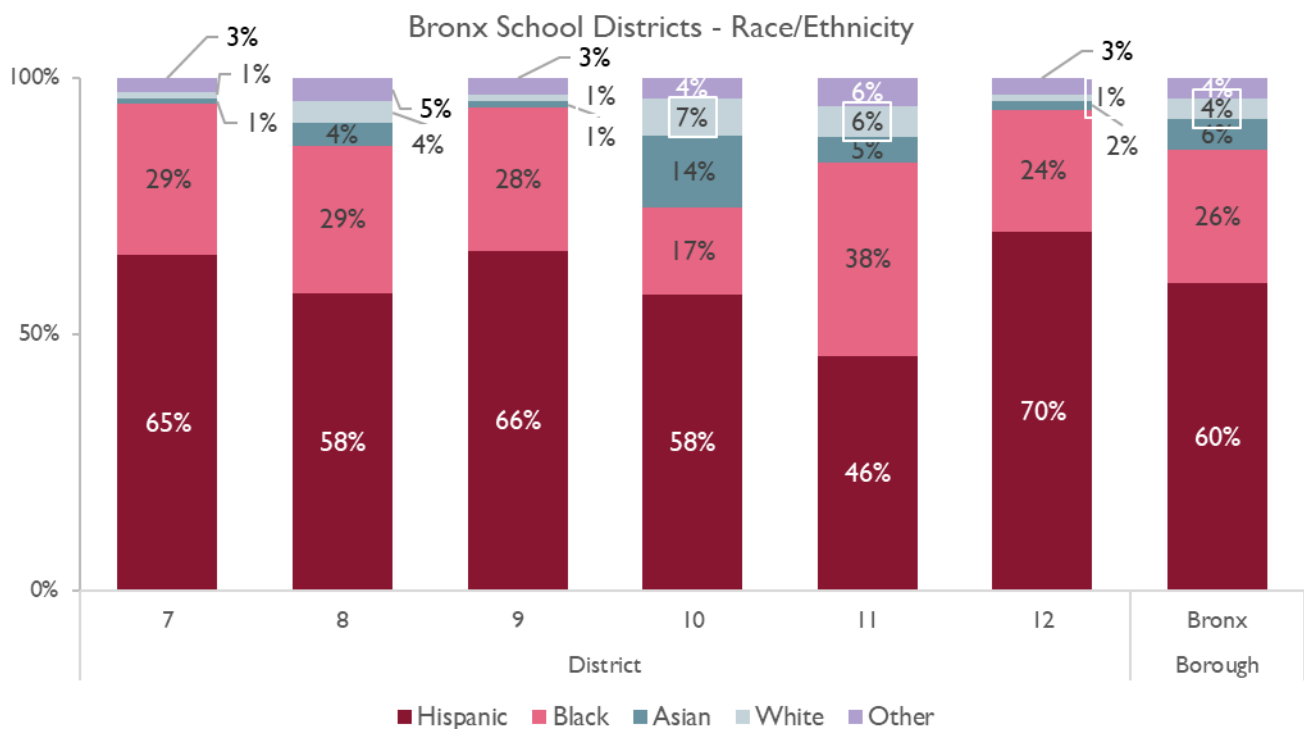


## DEMOGRAPHICS & STUDENT POPULATION

### STUDENTS SERVED IN THE BOROUGH

- Demographic data helps us understand the landscape of our districts and the different communities served.
- Guiding Questions:
  - How do the demographics of each district compare to the borough? Has this changed over time?
  - Are there any notable trends across district demographics?

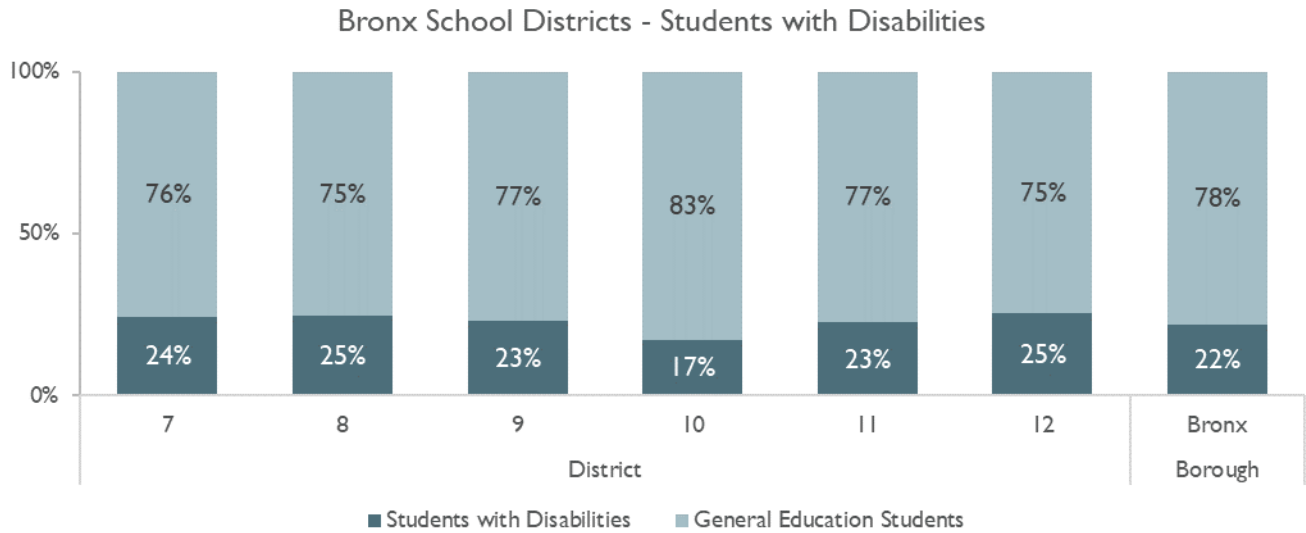
### RACE/ETHNICITY



Source: 2022-2023 Audited Register; includes both district and charter schools

- Across the Bronx, 60% of high school students identify as Hispanic, 26% identify as Black, 6% identify as Asian, 4% identify as White, and 4% identify as Other.
- The racial breakdown of high schools in Districts 7 and 9 most closely resembles the borough.
- Districts 9 and 12 serve the highest percentage of Hispanic students. District 11 serves a higher percentage of Black students compared to the borough average.
- District 10 serves the highest percentage of Asian students in the Bronx, significantly higher than the borough average.


## STUDENTS WITH DISABILITIES



Source: 2022-2023 Audited Register; includes district and charter schools

- About 22% of students in Bronx high schools have Individualized Educational Programs (IEPs).
- In District 10, 17% of students have IEPs. For all other districts, 23-25% of students have IEPs.

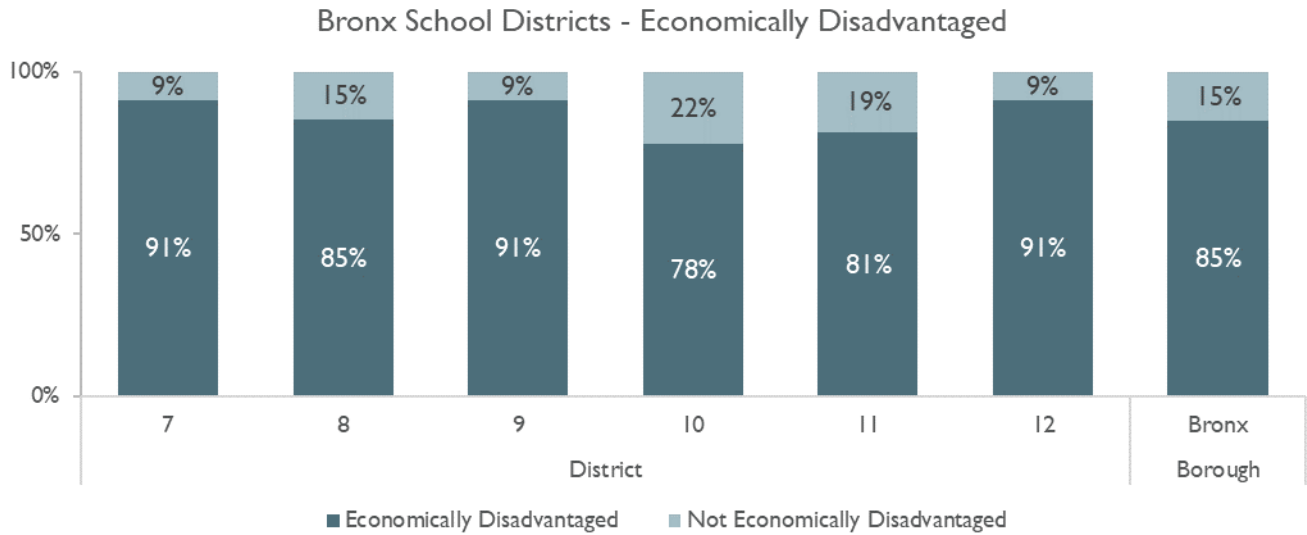
## ENGLISH LANGUAGE LEARNERS



Source: 2022-2023 Audited Register; includes district and charter schools

- About 16% of Bronx high school students qualify for English Language Learner (ELL) services.
- Districts 9 and 12 serve the largest percentages students who qualify for ELL services.

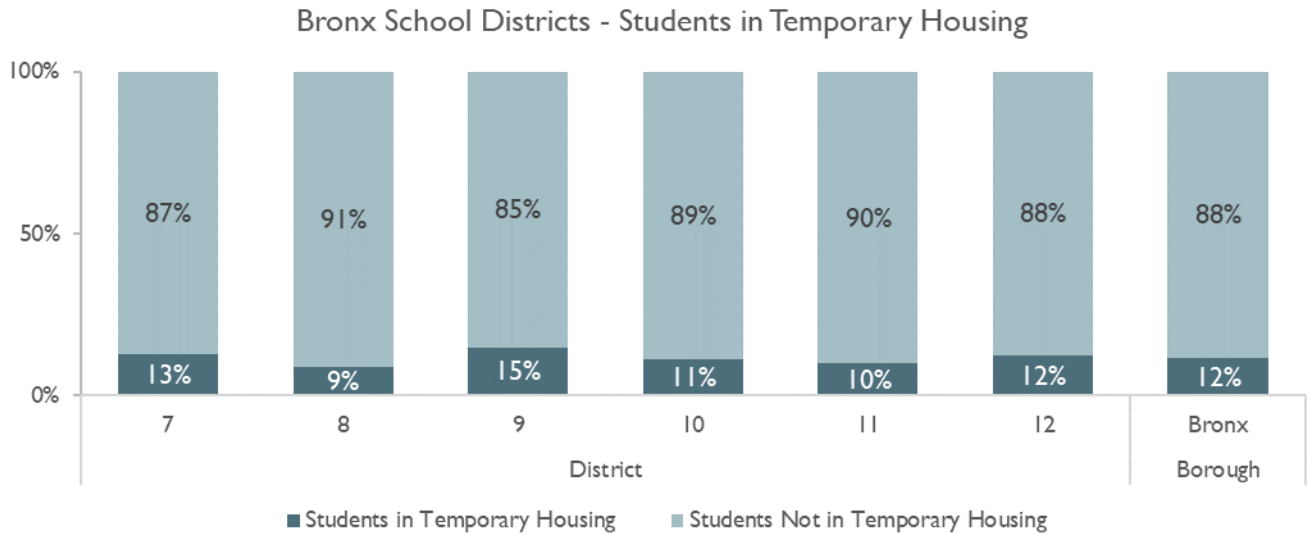
**STUDENTS WHO ARE ECONOMICALLY DISADVANTAGED**



Source: 2022-2023 Audited Register; includes district and charter schools

- About 85% of Bronx high school students are considered economically disadvantaged based on eligibility for FRL or HRA benefits.
- Districts 7, 9, and 12 serve a greater percentage of high school students who are economically disadvantaged than the borough.

## STUDENTS IN TEMPORARY HOUSING



Source: 2022-2023 Audited Register; includes district and charter schools

- About 12% of Bronx high school students live in temporary housing.
- District 9 serves the greatest percentage of students living in temporary housing in the borough.

## SPECIAL PROGRAMS

### ASD and Bilingual Education Programs

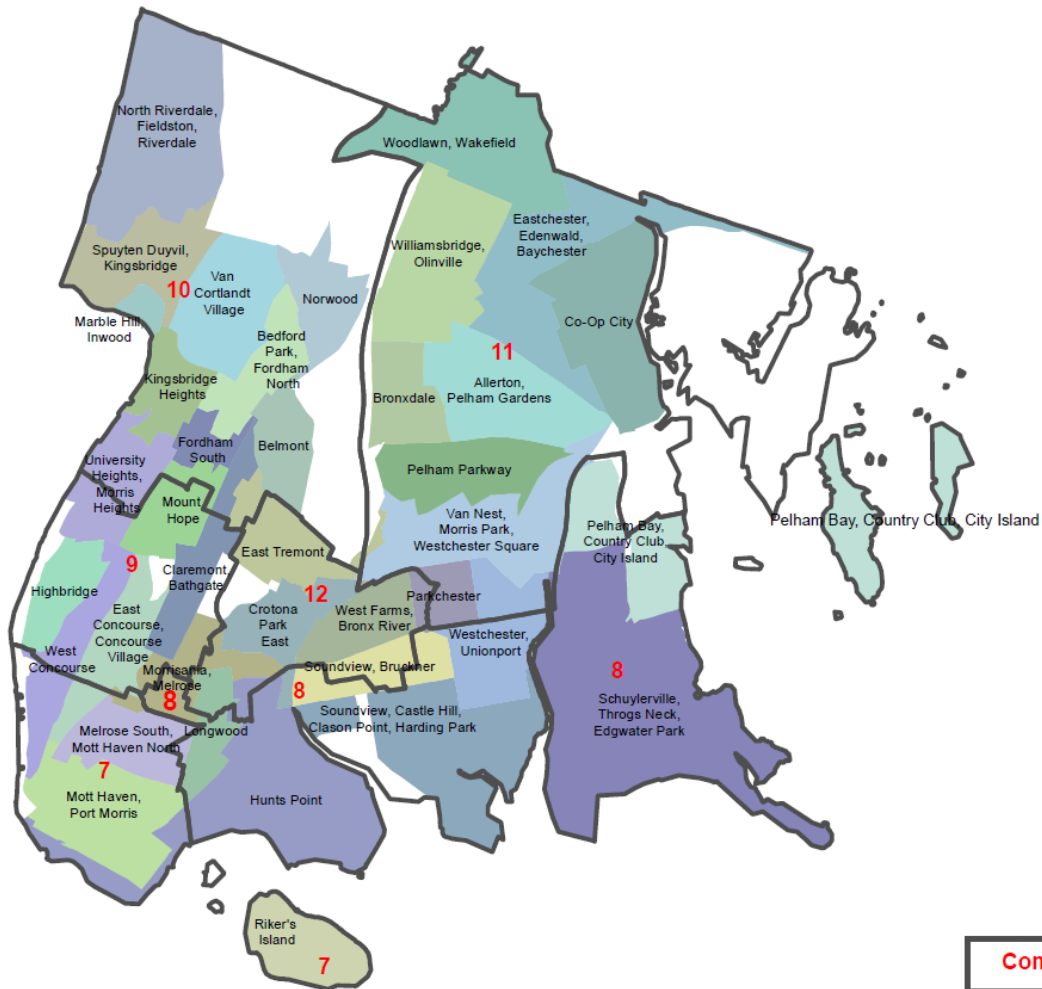
District	Schools with ASD Programs			Schools with Bilingual Ed Programs			
	Horizon	Nest	Total	DL	TBE	DL/TBE	Total
7	1	0	1	1	0	1	2
8	0	1	1	0	0	1	1
9	2	0	2	0	0	1	1
10	0	2	2	0	0	5	5
11	0	1	1	0	0	0	0
12	0	0	0	1	0	0	1
<b>Total</b>	<b>3</b>	<b>4</b>	<b>7</b>	<b>2</b>	<b>0</b>	<b>8</b>	<b>10</b>

### Academic Programs

District	Academic Programs		
	AP Courses	IB Program	CTE Programs
7	14	0	3
8	16	0	1
9	21	2	3
10	25	1	9
11	16	0	5
12	13	0	1
<b>Total</b>	<b>105</b>	<b>3</b>	<b>22</b>

- District 10 has the greatest number of bilingual education programs in the borough.
- There are no ASD programs in District 12 serving high school grades.
- District 10 has the greatest number of schools with AP courses offered as well as the greatest number of CTE programs.

2022-2023 BOROUGH MAP



**Community School Districts**

Neighborhoods